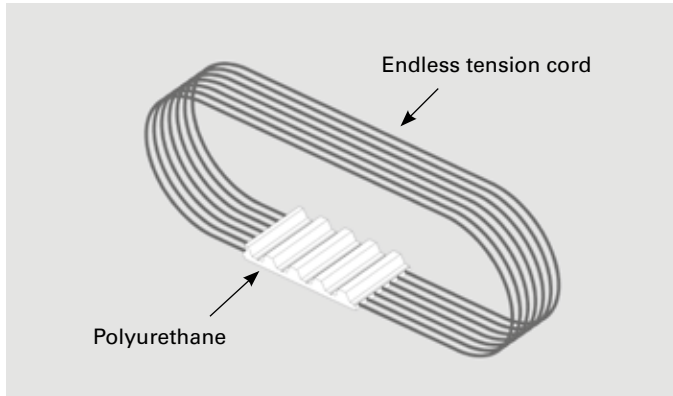


ELA-flex SD® timing belts

1400 Ela-flex SD E31.500 Made in France

ELA-flex SD[®] Synchro Drive timing belts

ELA-flex SD[®] timing belts are manufactured with truly endless high tension strength steel tension cords and high wear, abrasion and tear resistant polyurethane.



Having no splice or welding, the belts have no weak cross sections. ELA-flex SD[®] timing belts are therefore ideal for high speed power transmission and high load conveying applications.

The unique high tech manufacturing process designed by our research and development allows the production of every belt length, tooth by tooth from a **minimum 800 mm** to a maximum of 24.000 mm to permit the best flexibility in application.

Length tolerances

Belt length [mm]	Length tolerance (+/-) [mm]	Belt length [mm]	Length tolerance (+/-) [mm]
900	0,75	4000	2,11
1100	0,85	4250	2,24
1300	0,95	4500	2,32
1500	1,04	4750	2,40
1700	1,13	5000	2,52
1900	1,22	5300	2,64
2120	1,30	5600	2,72
2240	1,35	6000	2,92
2360	1,44	6300	3,04
2500	1,49	6700	3,19
2650	1,57	7100	3,35
2800	1,61	7500	3,51
3000	1,70	8000	3,70
3550	1,91	9000	4,09
3750	2,03	more	on request

Double sided timing belts

On demand it is possible to supply ELA-flex SD[®] as double sided belts. Please ask for the minimum quantity.

Product certification

- ELATECH[®] belts are certified according to RoHS 2011/65/UE
- On request, it is possible to deliver belts with antistatic properties.

Special cords

In order to solve any design needs, ELA-flex SD[®] belts may be produced with special cords:

- HPL** high performance
- HFE** high flexibility
- INOX** stainless steel for high aggressive environments
- ARAMID** low weight, non magnetic (Bifilar cords construction available on request)

Antistatic belts

On request it is possible to deliver ELA-flex SD[®] belts with anti-static properties by using a specific electrically conductive coating or a special compound. A minimum quantity is applied.

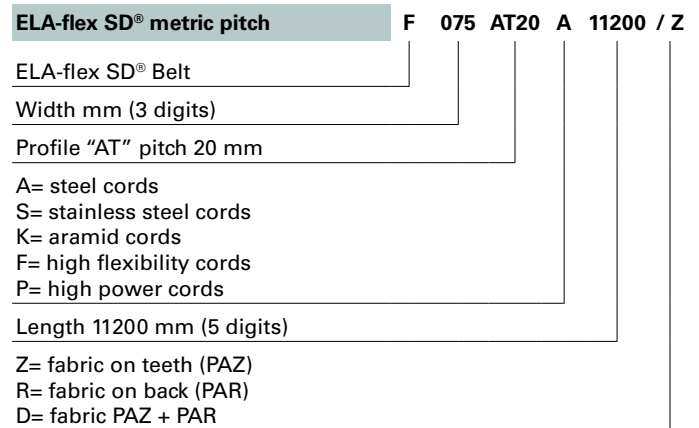
Thickness and width tolerance

Standard ELA-flex SD[®] belts are ground on the back and are manufactured at precise width (see technical tables).

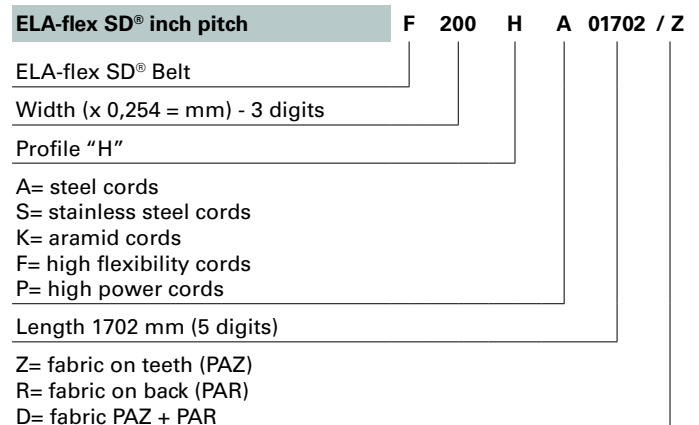
For special application needs, special thickness and width tolerances can be produced.

Belt designation

Ordering example "AT" metric pitch:

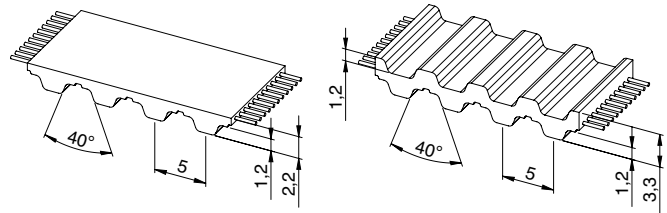


Ordering example "H" inch pitch:



BELT CHARACTERISTICS

- Truly endless polyurethane timing belt with steel tension cords
- Tooth profile according to ISO 17396
- Metric pitch 5 mm
- Ideal for drives where high belt flexibility is required
- Allows the use of small diameter pulleys
- Transmissible power up to 5 kW
- **Dual toothing available from 1500 mm**



STANDARD TOLERANCES

WIDTH TOLERANCE: $\pm 0,5$ [mm]
THICKNESS TOLERANCE: $\pm 0,2$ [mm]

TECHNICAL DATA

Standard steel cord

Belt width b [mm]	10	16	25	32	50	75	100	150
Allowable tensile load [N]	384	610	930	1215	1890	2815	3775	5665
Weight [kg/m]	0,02	0,03	0,05	0,07	0,11	0,16	0,21	0,32

Other widths are available on request

Tooth shear strength

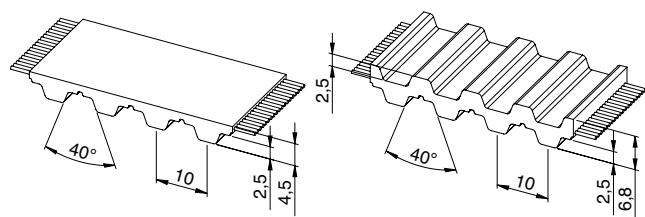
rpm [min ⁻¹]	0	20	40	60	80	100	200	300	400	500	600	700	800	900	1000	1100
M _{spez} [Ncm/cm]	1,966	1,915	1,872	1,834	1,802	1,773	1,663	1,583	1,520	1,468	1,425	1,388	1,354	1,325	1,299	1,274
P _{spez} [W/cm]	0,000	0,040	0,078	0,115	0,151	0,186	0,348	0,497	0,637	0,769	0,895	1,017	1,135	1,249	1,360	1,467
rpm [min ⁻¹]	1200	1300	1400	1440	1500	1600	1700	1800	1900	2000	2200	2400	2600	2800	3000	3200
M _{spez} [Ncm/cm]	1,252	1,231	1,211	1,204	1,194	1,176	1,160	1,145	1,131	1,116	1,091	1,068	1,046	1,026	1,007	0,989
P _{spez} [W/cm]	1,573	1,676	1,776	1,815	1,875	1,971	2,065	2,158	2,250	2,338	2,513	2,684	2,847	3,007	3,162	3,314
rpm [min ⁻¹]	3400	3600	3800	4000	4500	5000	5500	6000	6500	7000	7500	8000	8500	9000	9500	10000
M _{spez} [Ncm/cm]	0,972	0,957	0,942	0,928	0,895	0,866	0,840	0,815	0,793	0,772	0,753	0,735	0,717	0,701	0,686	0,672
P _{spez} [W/cm]	3,462	3,609	3,749	3,886	4,218	4,533	4,835	5,120	5,395	5,658	5,912	6,153	6,382	6,607	6,824	7,033

Flexibility

Minimum pulley number of teeth and minimum idler diameter	Drive without reverse bending		Drive with reverse bending	
	z _{min}	idler d _{min}	z _{min}	idler d _{min}
STANDARD	10	30 mm	15	30 mm

Min. available length

Max width	Execution	
	Standard	PAZ
100 mm	≥ 800 mm	≥ 900 mm
150 mm	≥ 1600 mm	≥ 1800 mm


BELT CHARACTERISTICS

- Truly endless polyurethane timing belt with steel tension cords
- Tooth profile according to ISO 17396
- Metric pitch 10 mm
- Ideal for drives where high belt flexibility is required
- Allows the use of small diameter pulleys
- Transmissible power up to 30 kW
- **Dual tothing available from 1500 mm**

STANDARD TOLERANCES

 WIDTH TOLERANCE: $\pm 0,5$ [mm]
 THICKNESS TOLERANCE: $\pm 0,2$ [mm]

TECHNICAL DATA
Standard steel cord

Belt width b [mm]	10	16	25	32	50	75	100	150
Allowable tensile load [N]	1150	1840	2760	3570	5640	8400	11160	16790
Weight [kg/m]	0,05	0,07	0,12	0,15	0,23	0,35	0,46	0,69

Other widths are available on request

Tooth shear strength

rpm [min ⁻¹]	0	20	40	60	80	100	200	300	400	500	600	700	800	900	1000	1100
M _{spez} [Ncm/cm]	8,244	8,009	7,805	7,627	7,472	7,339	6,804	6,411	6,105	5,857	5,648	5,467	5,306	5,163	5,034	4,916
P _{spez} [W/cm]	0,000	0,168	0,327	0,479	0,626	0,768	1,425	2,014	2,557	3,066	3,549	4,007	4,445	4,866	5,271	5,663
rpm [min ⁻¹]	1200	1300	1400	1440	1500	1600	1700	1800	1900	2000	2200	2400	2600	2800	3000	3200
M _{spez} [Ncm/cm]	4,808	4,708	4,614	4,577	4,526	4,444	4,366	4,292	4,222	4,157	4,033	3,920	3,815	3,718	3,626	3,541
P _{spez} [W/cm]	6,042	6,409	6,764	6,902	7,109	7,445	7,771	8,090	8,401	8,706	9,291	9,851	10,386	10,901	11,389	11,866
rpm [min ⁻¹]	3400	3600	3800	4000	4500	5000	5500	6000	6500	7000	7500	8000	8500	9000	9500	10000
M _{spez} [Ncm/cm]	3,460	3,385	3,312	3,245	3,088	2,946	2,817	2,701	2,593	2,492	2,398	2,311	2,228	2,150	2,077	2,007
P _{spez} [W/cm]	12,318	12,761	13,179	13,592	14,549	15,424	16,224	16,969	17,646	18,269	18,836	19,359	19,832	20,264	20,661	21,015

Flexibility

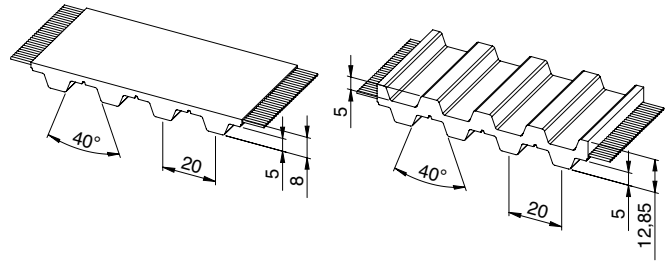
Minimum pulley number of teeth and minimum idler diameter	Drive without reverse bending		Drive with reverse bending	
	z _{min}	idler d _{min}	z _{min}	idler d _{min}
STANDARD	12	60 mm	20	60 mm

Min. available length

Max width	Execution	
	Standard	PAZ
100 mm	≥ 800 mm	≥ 900 mm
150 mm	≥ 1600 mm	≥ 1800 mm

BELT CHARACTERISTICS

- Truly endless polyurethane timing belt with steel tension cords
- Tooth profile according to ISO 17396
- Metric pitch 20 mm
- Ideal for drives where high belt flexibility is required
- Transmissible power up to 100 kW
- **Dual toothing available from 1500 mm**
- **HPL cord execution available**



STANDARD TOLERANCES

WIDTH TOLERANCE: ±1,0 [mm]
THICKNESS TOLERANCE: ±0,2 [mm]

TECHNICAL DATA

Standard steel cord

Belt width b [mm]	25	32	50	75	100	150
Allowable tensile load [N]	4165	5390	8330	12740	16905	25480
Weight [kg/m]	0,18	0,23	0,37	0,55	0,73	1,10

Other widths are available on request

Tooth shear strength

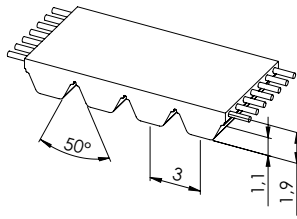
rpm [min ⁻¹]	0	20	40	60	80	100	200	300	400	500	600	700	800	900	1000	1100
M _{spez} [Ncm/cm]	33,263	32,181	31,242	30,424	29,714	29,097	26,579	24,777	23,393	22,269	21,320	20,502	19,783	19,140	18,561	18,029
P _{spez} [W/cm]	0,000	0,674	1,309	1,911	2,489	3,047	5,566	7,783	9,798	11,659	13,395	15,028	16,572	18,038	19,435	20,766
rpm [min ⁻¹]	1200	1300	1400	1440	1500	1600	1700	1800	1900	2000	2200	2400	2600	2800	3000	3200
M _{spez} [Ncm/cm]	17,542	17,093	16,673	16,511	16,278	15,909	15,562	15,234	14,922	14,623	14,069	13,563	13,092	12,659	12,252	11,870
P _{spez} [W/cm]	22,042	23,268	24,442	24,896	25,568	26,654	27,702	28,714	29,689	30,624	32,411	34,086	35,643	37,116	38,487	39,773
rpm [min ⁻¹]	3400	3600	3800	4000	4500	5000	5500	6000	6500	7000	7500	8000	8500	9000	9500	10000
M _{spez} [Ncm/cm]	11,510	11,173	10,851	10,546	9,842	9,209	8,639	8,114	7,630	-	-	-	-	-	-	-
P _{spez} [W/cm]	40,978	42,117	43,178	44,170	46,377	48,213	49,753	50,976	51,931	-	-	-	-	-	-	-

Flexibility

Minimum pulley number of teeth and minimum idler diameter	Drive without reverse bending		Drive with reverse bending	
	z _{min}	idler d _{min}	z _{min}	idler d _{min}
STANDARD	15	120 mm	25	120 mm

Min. available length

Max width	Execution	
	Standard	PAZ
100 mm	≥ 900 mm	≥ 900 mm
150 mm	≥ 1600 mm	≥ 1800 mm


BELT CHARACTERISTICS

- Truly endless polyurethane timing belt with steel tension cords
- Tooth profile according to ISO 17396
- Metric pitch 3 mm
- Tooth profile and dimension are optimised to guarantee uniform load distribution and minimum deformation under load
- High resistance and low stretch steel cords to guarantee high stability and low elongation
- Reduced polygonal effect with reduced drive vibration and noise
- Transmissible power up to 5 kW
- **Max. length 2400 mm**

STANDARD TOLERANCES

WIDTH TOLERANCE: ±0,5 [mm]
 THICKNESS TOLERANCE: ±0,2 [mm]

TECHNICAL DATA
Standard steel cord

Belt width b [mm]	8	10	12	16	20	25	32	50	75	100
Allowable tensile load [N]	225	290	350	480	610	770	990	1535	2305	3105
Weight [kg/m]	0,018	0,022	0,026	0,035	0,044	0,054	0,070	0,108	0,162	0,216

Other widths are available on request

Tooth shear strength

rpm [min ⁻¹]	0	20	40	60	80	100	200	300	400	500	600	700	800	900	1000	1100
M _{spez} [Ncm/cm]	1,550	1,530	1,520	1,500	1,490	1,470	1,420	1,390	1,360	1,320	1,290	1,250	1,224	1,196	1,170	1,147
P _{spez} [W/cm]	0,000	0,032	0,064	0,094	0,125	0,154	0,298	0,437	0,571	0,693	0,809	0,919	1,025	1,127	1,226	1,321
rpm [min ⁻¹]	1200	1300	1400	1440	1500	1600	1700	1800	1900	2000	2200	2400	2600	2800	3000	3200
M _{spez} [Ncm/cm]	1,124	1,104	1,084	1,077	1,066	1,048	1,031	1,016	1,001	0,986	0,959	0,934	0,911	0,889	0,868	0,849
P _{spez} [W/cm]	1,413	1,502	1,589	1,623	1,674	1,756	1,836	1,914	1,991	2,065	2,209	2,347	2,479	2,606	2,728	2,845
rpm [min ⁻¹]	3400	3600	3800	4000	4500	5000	5500	6000	6500	7000	7500	8000	8500	9000	9500	10000
M _{spez} [Ncm/cm]	0,831	0,814	0,797	0,782	0,746	0,713	0,683	0,656	0,631	0,607	0,585	0,565	0,545	0,527	0,510	0,493
P _{spez} [W/cm]	2,958	3,068	3,173	3,274	3,513	3,733	3,935	4,122	4,293	4,452	4,597	4,732	4,855	4,967	5,070	5,164

Flexibility

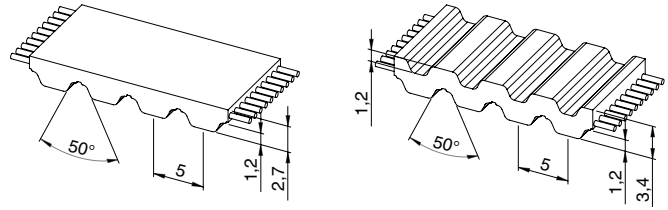
Minimum pulley number of teeth and minimum idler diameter	Drive without reverse bending		Drive with reverse bending	
	z _{min}	idler d _{min}	z _{min}	idler d _{min}
STANDARD	15	20 mm	20	20 mm

Min. available length

Max width	Execution	
	Standard	PAZ
100 mm	≥ 800 mm	≥ 900 mm

BELT CHARACTERISTICS

- Truly endless polyurethane timing belt with steel tension cords
- Tooth profile according to ISO 17396
- Metric pitch 5 mm
- Tooth profile and dimension are optimised to guarantee uniform load distribution and minimum deformation under load
- High resistance and low stretch steel cords to guarantee high stability and low elongation
- Reduced polygonal effect with reduced drive vibration and noise
- Transmissible power up to 15 kW
- **Dual toothing available from 1500 mm**



STANDARD TOLERANCES

WIDTH TOLERANCE: $\pm 0,5$ [mm]
THICKNESS TOLERANCE: $\pm 0,2$ [mm]

TECHNICAL DATA

Standard steel cord

Belt width b [mm]	10	16	25	32	50	75	100	150
Allowable tensile load [N]	1150	1840	2760	3570	5640	8400	11160	16790
Weight [kg/m]	0,03	0,05	0,08	0,11	0,17	0,25	0,33	0,50

Other widths are available on request

Tooth shear strength

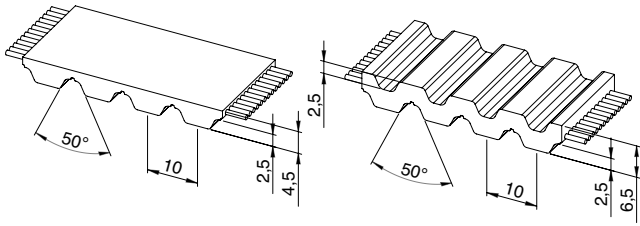
rpm [min ⁻¹]	0	20	40	60	80	100	200	300	400	500	600	700	800	900	1000	1100
M _{spez} [Ncm/cm]	2,897	2,855	2,817	2,783	2,753	2,725	2,62	2,54	2,458	2,383	2,317	2,258	2,204	2,153	2,108	2,066
P _{spez} [W/cm]	0,000	0,060	0,118	0,175	0,231	0,285	0,549	0,798	1,030	1,248	1,456	1,655	1,846	2,029	2,207	2,379
rpm [min ⁻¹]	1200	1300	1400	1440	1500	1600	1700	1800	1900	2000	2200	2400	2600	2800	3000	3200
M _{spez} [Ncm/cm]	2,027	1,990	1,955	1,942	1,923	1,892	1,863	1,836	1,809	1,784	1,736	1,693	1,653	1,615	1,580	1,546
P _{spez} [W/cm]	2,547	2,709	2,866	2,929	3,020	3,170	3,316	3,460	3,599	3,736	4,000	4,256	4,500	4,734	4,962	5,181
rpm [min ⁻¹]	3400	3600	3800	4000	4500	5000	5500	6000	6500	7000	7500	8000	8500	9000	9500	10000
M _{spez} [Ncm/cm]	1,514	1,485	1,456	1,429	1,367	1,311	1,260	1,213	1,169	1,128	1,091	1,055	1,023	0,991	0,961	0,933
P _{spez} [W/cm]	5,391	5,598	5,795	5,986	6,442	6,862	7,255	7,619	7,957	8,271	8,568	8,839	9,101	9,337	9,555	9,766

Flexibility

Minimum pulley number of teeth and minimum idler diameter	Drive without reverse bending		Drive with reverse bending	
	z _{min}	idler d _{min}	z _{min}	idler d _{min}
STANDARD	15	30 mm	25	60 mm

Min. available length

Max width	Execution	
	Standard	PAZ
100 mm	≥ 800 mm	≥ 900 mm
150 mm	≥ 1600 mm	≥ 1800 mm


STANDARD TOLERANCES

 WIDTH TOLERANCE: ±0,5 [mm]
 THICKNESS TOLERANCE: ±0,2 [mm]

BELT CHARACTERISTICS

- Truly endless polyurethane timing belt with steel tension cords
- Tooth profile according to ISO 17396
- Metric pitch 10 mm
- Tooth profile and dimension are optimised to guarantee uniform load distribution and minimum deformation under load
- High resistance and low stretch steel cords to guarantee high stability and low elongation
- Reduced polygonal effect with reduced drive vibration and noise
- Transmissible power up to 70 kW
- **Dual toothing available from 1500 mm**
- **HPL cord execution available**

TECHNICAL DATA
Standard steel cord

Belt width b [mm]	16	25	32	50	75	100	150
Allowable tensile load [N]	2695	4165	5390	8330	12740	16905	25480
Weight [kg/m]	0,09	0,14	0,18	0,29	0,43	0,57	0,86

Other widths are available on request

Tooth shear strength

rpm [min ⁻¹]	0	20	40	60	80	100	200	300	400	500	600	700	800	900	1000	1100
M _{spez} [Ncm/cm]	14,096	13,856	13,633	13,424	13,23	13,049	12,312	11,951	11,457	11,025	10,644	10,305	10,000	9,723	9,469	9,235
P _{spez} [W/cm]	0,000	0,290	0,571	0,843	1,108	1,366	2,578	3,754	4,799	5,772	6,687	7,553	8,377	9,163	9,915	10,637
rpm [min ⁻¹]	1200	1300	1400	1440	1500	1600	1700	1800	1900	2000	2200	2400	2600	2800	3000	3200
M _{spez} [Ncm/cm]	9,018	8,815	8,626	8,553	8,447	8,279	8,119	7,968	7,824	7,686	7,429	7,191	6,971	6,766	6,573	6,393
P _{spez} [W/cm]	11,331	12,000	12,645	12,897	13,268	13,871	14,454	15,018	15,566	16,097	17,113	18,072	18,978	19,836	20,649	21,420
rpm [min ⁻¹]	3400	3600	3800	4000	4500	5000	5500	6000	6500	7000	7500	8000	8500	9000	9500	10000
M _{spez} [Ncm/cm]	6,222	6,060	5,907	5,761	5,424	5,120	4,844	4,591	4,357	4,139	3,936	3,746	3,566	3,397	3,236	3,084
P _{spez} [W/cm]	22,152	22,846	23,504	24,130	25,557	26,807	27,897	28,841	29,652	30,339	30,912	31,377	31,742	32,012	32,193	32,289

Flexibility

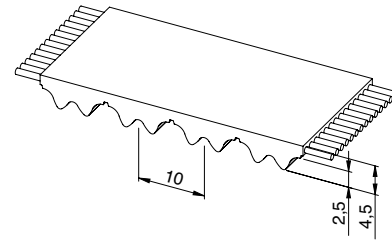
Minimum pulley number of teeth and minimum idler diameter	Drive without reverse bending		Drive with reverse bending	
	z _{min}	idler d _{min}	z _{min}	idler d _{min}
STANDARD	15	50 mm	25	120 mm

Min. available length

Max width	Execution	
	Standard	PAZ
100 mm	≥ 800 mm	≥ 900 mm
150 mm	≥ 1600 mm	≥ 1800 mm

BELT CHARACTERISTICS

- Truly endless polyurethane timing belt with steel tension cords.
- Metric pitch 10 mm
- Tooth profile and dimension are optimised to guarantee uniform load distribution and minimum deformation under load
- High resistance and low stretch steel cords to guarantee high stability and low elongation
- Reduced polygonal effect with reduced drive vibration and noise
- Transmissible power up to 70 kW
- **Max. length 2400 mm**



STANDARD TOLERANCES

WIDTH TOLERANCE: ±0,5 [mm]
THICKNESS TOLERANCE: ±0,2 [mm]

TECHNICAL DATA

Standard steel cord

Belt width b [mm]	16	25	32	50	75	100
Allowable tensile load [N]	2430	4040	5120	8090	12400	16440
Weight [kg/m]	0,09	0,14	0,18	0,29	0,43	0,57

Other widths are available on request

Tooth shear strength

rpm [min ⁻¹]	0	20	40	60	80	100	200	300	400	500	600	700	800	900	1000	1100
M _{spez} [Ncm/cm]	15,51	15,22	14,95	14,70	14,47	14,26	13,41	13,15	12,60	12,13	11,71	11,34	11,00	10,69	10,42	10,16
P _{spez} [W/cm]	0,00	0,32	0,63	0,92	1,21	1,49	2,81	4,13	5,28	6,35	7,36	8,31	9,21	10,08	10,91	11,70
rpm [min ⁻¹]	1200	1300	1400	1440	1500	1600	1700	1800	1900	2000	2200	2400	2600	2800	3000	3200
M _{spez} [Ncm/cm]	9,92	9,70	9,49	9,41	9,29	9,11	8,93	8,76	8,61	8,45	8,17	7,91	7,67	7,44	7,23	7,03
P _{spez} [W/cm]	12,46	13,20	13,91	14,19	14,59	15,26	15,90	16,52	17,12	17,71	18,82	19,88	20,88	21,82	22,71	23,56
rpm [min ⁻¹]	3400	3600	3800	4000	4500	5000	5500	6000	6500	7000	7500	8000	8500	9000	9500	10000
M _{spez} [Ncm/cm]	6,84	6,67	6,50	6,34	5,97	5,63	5,33	5,05	4,79	4,55	4,33	4,12	3,92	3,74	3,56	3,39
P _{spez} [W/cm]	24,37	25,13	25,85	26,54	28,11	29,49	30,69	31,73	32,62	33,37	34,00	34,51	34,92	35,21	35,41	35,52

Flexibility

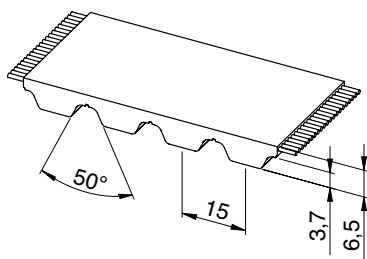
Minimum pulley number of teeth and minimum idler diameter	Drive without reverse bending		Drive with reverse bending	
	z _{min}	idler d _{min}	z _{min}	idler d _{min}
STANDARD	15	50 mm	25	120 mm

Min. available length

Max width	Execution	
	Standard	PAZ
100 mm	≥ 800 mm	≥ 900 mm

Note

Special pulley profile required.
Contact Elatech® technical dept. for details.


BELT CHARACTERISTICS

- Truly endless polyurethane timing belt with steel tension cords.
- Metric pitch 15 mm
- Tooth profile and dimension are optimised to guarantee uniform load distribution and minimum deformation under load
- High resistance and low stretch steel cords to guarantee high stability and low elongation
- Reduced polygonal effect with reduced drive vibration and noise
- Transmissible power up to 200 kW

STANDARD TOLERANCES

WIDTH TOLERANCE: ±1,0 [mm]
 THICKNESS TOLERANCE: ±0,2 [mm]

TECHNICAL DATA
Standard steel cord

Belt width b [mm]	25	32	50	75	100	150
Allowable tensile load [N]	5760	7200	11520	17280	23040	34560
Weight [kg/m]	0,22	0,28	0,44	0,66	0,88	1,33

Other widths are available on request

Tooth shear strength

rpm [min ⁻¹]	0	20	40	60	80	100	200	300	400	500	600	700	800	900	1000	1100
M _{spez} [Ncm/cm]	34,33	33,874	33,435	33,012	32,606	32,217	30,489	27,999	26,49	25,174	24,019	22,992	22,068	21,230	20,467	19,760
P _{spez} [W/cm]	0,000	0,709	1,400	2,074	2,731	3,374	6,385	8,795	11,095	13,180	15,090	16,853	18,487	20,008	21,431	22,760
rpm [min ⁻¹]	1200	1300	1400	1440	1500	1600	1700	1800	1900	2000	2200	2400	2600	2800	3000	3200
M _{spez} [Ncm/cm]	19,103	18,495	17,922	17,704	17,385	16,878	16,399	15,940	15,508	15,093	14,317	13,603	12,939	12,323	11,746	11,201
P _{spez} [W/cm]	24,004	25,176	26,273	26,696	27,306	28,278	29,191	30,044	30,854	31,608	32,981	34,186	35,227	36,131	36,897	37,533
rpm [min ⁻¹]	3400	3600	3800	4000	4500	5000	5500	6000	6500	7000	7500	8000	8500	9000	9500	10000
M _{spez} [Ncm/cm]	10,688	10,203	9,740	9,301	8,289	7,377	6,546	5,784	-	-	-	-	-	-	-	-
P _{spez} [W/cm]	38,052	38,463	38,757	38,957	39,057	38,622	37,700	36,342	-	-	-	-	-	-	-	-

Flexibility

Minimum pulley number of teeth and minimum idler diameter	Drive without reverse bending		Drive with reverse bending	
	z _{min}	idler d _{min}	z _{min}	idler d _{min}
STANDARD	25	120 mm	40	180 mm

Min. available length

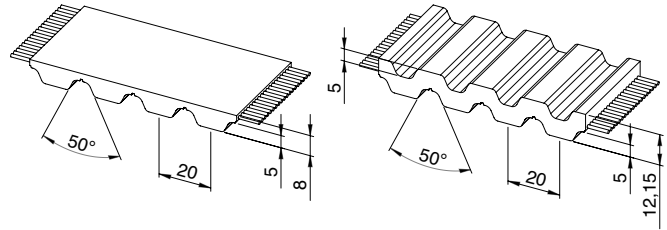
Max width	Execution	
	Standard	PAZ
150 mm	≥ 1600 mm	≥ 1800 mm

Note

Special pulley profile required.
 Contact Elatech® technical dept. for details.

BELT CHARACTERISTICS

- Truly endless polyurethane timing belt with steel tension cords
- Tooth profile according to ISO 17396
- Metric pitch 20 mm
- Tooth profile and dimension are optimised to guarantee uniform load distribution and minimum deformation under load
- High resistance and low stretch steel cords to guarantee high stability and low elongation
- Reduced polygonal effect with reduced drive vibration and noise
- Transmissible power up to 200 kW
- **Dual toothing available from 1500 mm**



STANDARD TOLERANCES

WIDTH TOLERANCE: $\pm 1,0$ [mm]
THICKNESS TOLERANCE: $\pm 0,2$ [mm]

TECHNICAL DATA

Standard steel cord

Belt width b [mm]	25	32	50	75	100	150
Allowable tensile load [N]	5760	7200	11520	17280	23040	34560
Weight [kg/m]	0,24	0,31	0,48	0,73	0,97	1,45

Other widths are available on request

Tooth shear strength

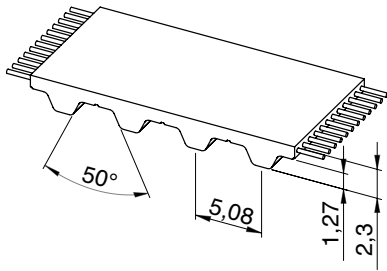
rpm [min ⁻¹]	0	20	40	60	80	100	200	300	400	500	600	700	800	900	1000	1100
M _{spez} [Ncm/cm]	48,192	47,288	46,438	45,639	44,885	44,175	41,199	38,923	36,911	35,157	33,617	32,248	31,016	29,899	28,880	27,938
P _{spez} [W/cm]	0,000	0,990	1,945	2,867	3,760	4,626	8,628	12,227	15,460	18,407	21,120	23,637	25,982	28,177	30,241	32,180
rpm [min ⁻¹]	1200	1300	1400	1440	1500	1600	1700	1800	1900	2000	2200	2400	2600	2800	3000	3200
M _{spez} [Ncm/cm]	27,063	26,251	25,487	25,197	24,771	24,096	23,456	22,845	22,269	21,715	20,681	19,729	18,844	18,023	17,252	16,527
P _{spez} [W/cm]	34,006	35,734	37,363	37,994	38,907	40,370	41,755	43,059	44,305	45,477	47,641	49,58	51,303	52,841	54,196	55,377
rpm [min ⁻¹]	3400	3600	3800	4000	4500	5000	5500	6000	6500	7000	7500	8000	8500	9000	9500	10000
M _{spez} [Ncm/cm]	15,842	15,196	14,579	13,993	12,643	11,427	10,320	9,304	-	-	-	-	-	-	-	-
P _{spez} [W/cm]	56,402	57,284	58,009	58,609	59,576	59,829	59,432	58,456	-	-	-	-	-	-	-	-

Flexibility

Minimum pulley number of teeth and minimum idler diameter	Drive without reverse bending		Drive with reverse bending	
	z _{min}	idler d _{min}	z _{min}	idler d _{min}
STANDARD	18	120 mm	25	180 mm

Min. available length

Max width	Execution	
	Standard	PAZ
100 mm	≥ 900 mm	≥ 900 mm
150 mm	≥ 1600 mm	≥ 1800 mm


BELT CHARACTERISTICS

- Truly endless polyurethane timing belt with steel tension cords
- Tooth profile according to UNI/ISO 5296
- Imperial pitch 1/5" = 5,08 mm
- Allow to use small diameter pulley
- Mainly used in applications where inch pitch is an advantage
- Transmissible power up to 5 kW

STANDARD TOLERANCES

WIDTH TOLERANCE: ±0,5 [mm]
 THICKNESS TOLERANCE: ±0,2 [mm]

TECHNICAL DATA
Standard steel cord

Belt width b [inch]/[mm]	0,25 / 6,35	0,37 / 9,53	0,50 / 12,7	0,75 / 19,1	1,00 / 25,4	1,50 / 38,1	2,00 / 50,8	4,00 / 101,6
Allowable tensile load [N]	224	352	480	704	960	1440	1920	3840
Weight [kg/m]	0,016	0,024	0,033	0,049	0,065	0,098	0,130	0,260

Other widths are available on request

Tooth shear strength

rpm [min ⁻¹]	0	20	40	60	80	100	200	300	400	500	600	700	800	900	1000	1100
M _{spez} [Ncm/cm]	2,029	1,978	1,932	1,894	1,860	1,830	1,717	1,635	1,570	1,518	1,473	1,434	1,400	1,370	1,342	1,317
P _{spez} [W/cm]	0,000	0,041	0,081	0,119	0,156	0,192	0,360	0,514	0,658	0,795	0,926	1,051	1,173	1,291	1,405	1,517
rpm [min ⁻¹]	1200	1300	1400	1440	1500	1600	1700	1800	1900	2000	2200	2400	2600	2800	3000	3200
M _{spez} [Ncm/cm]	1,294	1,273	1,252	1,245	1,234	1,216	1,200	1,184	1,169	1,155	1,129	1,104	1,082	1,061	1,041	1,023
P _{spez} [W/cm]	1,626	1,732	1,836	1,877	1,938	2,037	2,136	2,231	2,326	2,418	2,600	2,776	2,945	3,110	3,271	3,427
rpm [min ⁻¹]	3400	3600	3800	4000	4500	5000	5500	6000	6500	7000	7500	8000	8500	9000	9500	10000
M _{spez} [Ncm/cm]	1,006	0,990	0,974	0,960	0,926	0,896	0,868	0,843	0,820	0,798	0,779	0,759	0,741	0,725	0,709	0,695
P _{spez} [W/cm]	3,581	3,730	3,877	4,020	4,362	4,690	5,001	5,298	5,580	5,849	6,115	6,360	6,599	6,835	7,053	7,272

Flexibility

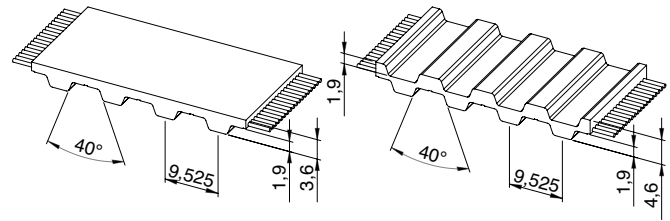
Minimum pulley number of teeth and minimum idler diameter	Drive without reverse bending		Drive with reverse bending	
	z _{min}	idler d _{min}	z _{min}	idler d _{min}
STANDARD	10	30 mm	15	30 mm

Min. available length

Max width	Execution	
	Standard	PAZ
4"	≥ 800 mm	≥ 900 mm

BELT CHARACTERISTICS

- Truly endless polyurethane timing belt with steel tension cords
- Tooth profile according to UNI/ISO 5296
- Imperial pitch $3/8'' = 9,525$ mm
- Mainly used in applications where inch pitch is an advantage
- Transmissible power up to 20 kW
- **Dual toothing available from 1500 mm**



STANDARD TOLERANCES

WIDTH TOLERANCE: $\pm 0,5$ [mm]
THICKNESS TOLERANCE: $\pm 0,2$ [mm]

TECHNICAL DATA

Standard steel cord

Belt width b [inch]/[mm]	0,50 / 12,7	0,75 / 19,1	1,00 / 25,4	1,50 / 38,1	2,00 / 50,8	3,00 / 76,2	4,00 / 101,6
Allowable tensile load [N]	1380	2185	2875	4255	5635	8510	11385
Weight [kg/m]	0,05	0,08	0,10	0,15	0,20	0,30	0,40

Other widths are available on request

Tooth shear strength

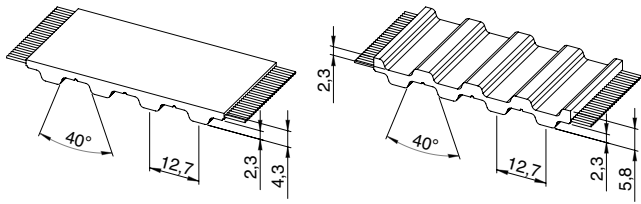
rpm [min ⁻¹]	0	20	40	60	80	100	200	300	400	500	600	700	800	900	1000	1100
M _{spez} [Ncm/cm]	5,852	5,673	5,518	5,383	5,266	5,165	4,789	4,516	4,304	4,131	3,984	3,857	3,744	3,644	3,553	3,470
P _{spez} [W/cm]	0,000	0,119	0,231	0,338	0,441	0,541	1,003	1,419	1,803	2,163	2,503	2,827	3,137	3,434	3,721	3,997
rpm [min ⁻¹]	1200	1300	1400	1440	1500	1600	1700	1800	1900	2000	2200	2400	2600	2800	3000	3200
M _{spez} [Ncm/cm]	3,393	3,321	3,256	3,230	3,194	3,137	3,082	3,029	2,980	2,933	2,845	2,765	2,692	2,623	2,559	2,498
P _{spez} [W/cm]	4,263	4,521	4,774	4,871	5,017	5,255	5,486	5,709	5,930	6,143	6,555	6,949	7,330	7,689	8,039	8,371
rpm [min ⁻¹]	3400	3600	3800	4000	4500	5000	5500	6000	6500	7000	7500	8000	8500	9000	9500	10000
M _{spez} [Ncm/cm]	2,441	2,388	2,336	2,288	2,177	2,077	1,986	1,903	1,827	1,755	1,689	1,627	1,569	1,513	1,461	1,411
P _{spez} [W/cm]	8,689	9,000	9,295	9,581	10,258	10,874	11,437	11,953	12,433	12,867	13,263	13,626	13,965	14,258	14,537	14,779

Flexibility

Minimum pulley number of teeth and minimum idler diameter	Drive without reverse bending		Drive with reverse bending	
	z _{min}	idler d _{min}	z _{min}	idler d _{min}
STANDARD	15	60 mm	20	60 mm

Min. available length

Max width	Execution	
	Standard	PAZ
4"	≥ 800 mm	≥ 900 mm


BELT CHARACTERISTICS

- Truly endless polyurethane timing belt with steel tension cords
- Tooth profile according to UNI/ISO 5296
- Imperial pitch 1/2" = 12,7 mm
- Allow to use small diameter pulley
- Mainly used in applications where inch pitch is an advantage
- Transmissible power up to 30 kW
- **Dual tooting available from 1500 mm**

STANDARD TOLERANCES

WIDTH TOLERANCE: ±0,5 [mm]
 THICKNESS TOLERANCE: ±0,2 [mm]

TECHNICAL DATA
Standard steel cord

Belt width b [inch]/[mm]	0,50 / 12,7	0,75 / 19,1	1,00 / 25,4	1,50 / 38,1	2,00 / 50,8	3,00 / 76,2	4,00 / 101,6
Allowable tensile load [N]	1380	2185	2875	4255	5635	8510	11385
Weight [kg/m]	0,056	0,084	0,113	0,169	0,225	0,338	0,450

Other widths are available on request

Tooth shear strength

rpm [min ⁻¹]	0	20	40	60	80	100	200	300	400	500	600	700	800	900	1000	1100
M _{spez} [Ncm/cm]	9,156	8,883	8,647	8,443	8,263	8,107	7,523	7,089	6,753	6,478	6,246	6,046	5,870	5,712	5,569	5,437
P _{spez} [W/cm]	0,000	0,186	0,362	0,530	0,692	0,849	1,576	2,227	2,829	3,392	3,924	4,431	4,917	5,383	5,831	6,263
rpm [min ⁻¹]	1200	1300	1400	1440	1500	1600	1700	1800	1900	2000	2200	2400	2600	2800	3000	3200
M _{spez} [Ncm/cm]	5,318	5,207	5,104	5,063	5,007	4,916	4,829	4,748	4,671	4,596	4,461	4,334	4,218	4,111	4,010	3,915
P _{spez} [W/cm]	6,682	7,088	7,482	7,635	7,864	8,236	8,596	8,949	9,293	9,626	10,277	10,891	11,485	12,054	12,597	13,119
rpm [min ⁻¹]	3400	3600	3800	4000	4500	5000	5500	6000	6500	7000	7500	8000	8500	9000	9500	10000
M _{spez} [Ncm/cm]	3,826	3,741	3,663	3,588	3,412	3,256	3,115	2,983	2,864	2,753	2,650	2,553	2,462	2,375	2,294	2,215
P _{spez} [W/cm]	13,622	14,104	14,573	15,027	16,077	17,049	17,939	18,744	19,494	20,179	20,811	21,385	21,912	22,382	22,821	23,197

Flexibility

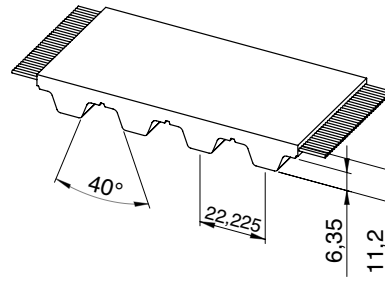
Minimum pulley number of teeth and minimum idler diameter	Drive without reverse bending		Drive with reverse bending	
	z _{min}	idler d _{min}	z _{min}	idler d _{min}
STANDARD	14	60 mm	20	80 mm

Min. available length

Max width	Execution	
	Standard	PAZ
4"	≥ 800 mm	≥ 900 mm

BELT CHARACTERISTICS

- Truly endless polyurethane timing belt with steel tension cords
- Tooth profile according to UNI/ISO 5296
- Imperial pitch 7/8" = 22,225 mm
- Mainly used in applications where inch pitch is an advantage
- Transmissible power up to 100 kW



STANDARD TOLERANCES

WIDTH TOLERANCE: ±1,0 [mm]
THICKNESS TOLERANCE: ±0,2 [mm]

TECHNICAL DATA

Standard steel cord

Belt width b [inch]/[mm]	1,00 / 25,4	2,00 / 50,8	3,00 / 76,2	4,00 / 101,6	6,00 / 152,4
Allowable tensile load [N]	4165	8575	12985	17150	25970
Weight [kg/m]	0,27	0,53	0,80	1,06	1,59

Other widths are available on request

Tooth shear strength

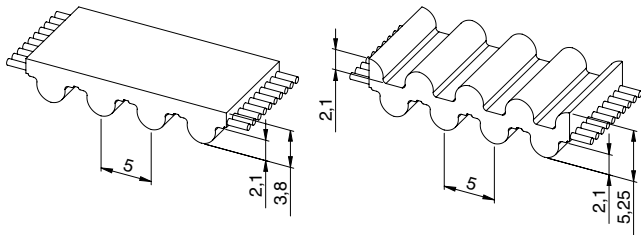
rpm [min ⁻¹]	0	20	40	60	80	100	200	300	400	500	600	700	800	900	1000	1100
M _{spez} [Ncm/cm]	33,957	32,889	31,932	31,074	30,306	29,618	26,46	24,554	23,178	22,100	21,213	20,459	19,804	19,224	18,704	18,233
P _{spez} [W/cm]	0,000	0,689	1,337	1,952	2,539	3,101	5,541	7,713	9,708	11,571	13,327	14,996	16,590	18,117	19,586	21,001
rpm [min ⁻¹]	1200	1300	1400	1440	1500	1600	1700	1800	1900	2000	2200	2400	2600	2800	3000	3200
M _{spez} [Ncm/cm]	17,802	17,405	17,037	16,897	16,693	16,372	16,070	15,785	15,515	15,259	14,782	14,347	13,946	13,574	13,228	12,904
P _{spez} [W/cm]	22,369	23,692	24,975	25,477	26,22	27,43	28,606	29,752	30,867	31,955	34,053	36,054	37,967	39,798	41,553	43,237
rpm [min ⁻¹]	3400	3600	3800	4000	-	-	-	-	-	-	-	-	-	-	-	-
M _{spez} [Ncm/cm]	12,599	12,312	12,040	11,782	-	-	-	-	-	-	-	-	-	-	-	-
P _{spez} [W/cm]	44,855	46,411	47,907	49,347	-	-	-	-	-	-	-	-	-	-	-	-

Flexibility

Minimum pulley number of teeth and minimum idler diameter	Drive without reverse bending		Drive with reverse bending	
	z _{min}	idler d _{min}	z _{min}	idler d _{min}
STANDARD	18	150 mm	20	180 mm

Min. available length

Max width	Execution	
	Standard	PAZ
4"	≥ 800 mm	≥ 900 mm
6"	≥ 1600 mm	≥ 1800 mm



BELT CHARACTERISTICS

- Truly endless polyurethane timing belt with round tooth profile and steel tension cords
- Tooth profile according to ISO 13050
- Metric pitch 5 mm
- The round tooth profile allows a uniform load distribution that guarantees high performance, high transmissible torque and precise tooth engagement
- Transmissible power up to 6 kW
- **Dual tothing available from 1500 mm**

STANDARD TOLERANCES

WIDTH TOLERANCE: $\pm 0,5$ [mm]
 THICKNESS TOLERANCE: $\pm 0,2$ [mm]

TECHNICAL DATA

Standard steel cord

Belt width b [mm]	10	15	25	50	100	150
Allowable tensile load [N]	1150	1725	2760	5635	11155	16790
Weight [kg/m]	0,05	0,07	0,11	0,23	0,46	0,68

Other widths are available on request

Tooth shear strength

rpm [min ⁻¹]	0	20	40	60	80	100	200	300	400	500	600	700	800	900	1000	1100
M _{spez} [Ncm/cm]	2,928	2,885	2,845	2,809	2,776	2,747	2,637	2,457	2,395	2,333	2,273	2,217	2,166	2,118	2,073	2,031
P _{spez} [W/cm]	0,000	0,060	0,119	0,176	0,233	0,288	0,552	0,772	1,003	1,221	1,428	1,625	1,814	1,996	2,170	2,339
rpm [min ⁻¹]	1200	1300	1400	1440	1500	1600	1700	1800	1900	2000	2200	2400	2600	2800	3000	3200
M _{spez} [Ncm/cm]	1,992	1,955	1,920	1,906	1,887	1,855	1,826	1,797	1,770	1,744	1,695	1,649	1,607	1,567	1,530	1,495
P _{spez} [W/cm]	2,503	2,661	2,814	2,875	2,964	3,109	3,25	3,387	3,521	3,652	3,904	4,145	4,375	4,595	4,806	5,009
rpm [min ⁻¹]	3400	3600	3800	4000	4500	5000	5500	6000	6500	7000	7500	8000	8500	9000	9500	10000
M _{spez} [Ncm/cm]	1,461	1,430	1,400	1,371	1,305	1,245	1,190	1,140	1,093	1,050	1,009	0,971	0,935	0,901	0,869	0,838
P _{spez} [W/cm]	5,203	5,390	5,570	5,743	6,148	6,517	6,854	7,161	7,440	7,695	7,926	8,135	8,324	8,493	8,644	8,778

Flexibility

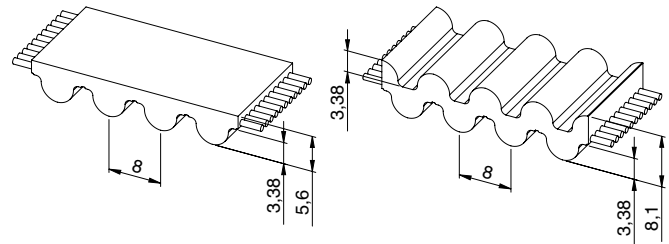
Minimum pulley number of teeth and minimum idler diameter	Drive without reverse bending		Drive with reverse bending	
	z _{min}	idler d _{min}	z _{min}	idler d _{min}
STANDARD	16	30 mm	25	60 mm

Min. available length

Max width	Execution	
	Standard	PAZ
100 mm	≥ 800 mm	≥ 900 mm
150 mm	≥ 1600 mm	≥ 1800 mm

BELT CHARACTERISTICS

- Truly endless polyurethane timing belt with round tooth profile and steel tension cords
- Tooth profile according to ISO 13050
- Metric pitch 8 mm
- The round tooth profile allows a uniform load distribution that guarantees high performance, high transmissible torque and precise tooth engagement
- Transmissible power up to 80 kW
- **Dual tothing available from 1500 mm**



STANDARD TOLERANCES

WIDTH TOLERANCE: ±0,5 [mm]
 THICKNESS TOLERANCE: ±0,2 [mm]

TECHNICAL DATA

Standard steel cord

Belt width b [mm]	10	15	20	30	50	85	100	150
Allowable tensile load [N]	1715	2450	3185	4900	8330	14455	16905	25480
Weight [kg/m]	0,07	0,10	0,13	0,20	0,33	0,56	0,66	1,00

Other widths are available on request

Tooth shear strength

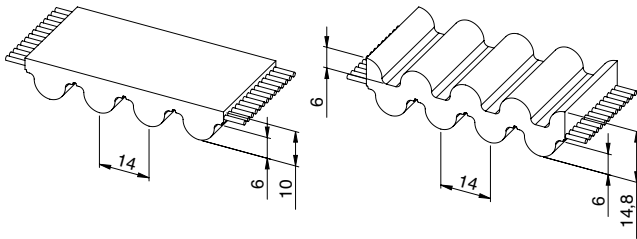
rpm [min ⁻¹]	0	20	40	60	80	100	200	300	400	500	600	700	800	900	1000	1100
M _{spez} [Ncm/cm]	9,422	9,246	9,083	8,933	8,794	8,666	8,160	7,853	7,516	7,220	6,959	6,728	6,519	6,330	6,156	5,996
P _{spez} [W/cm]	0,000	0,194	0,380	0,561	0,737	0,907	1,709	2,467	3,148	3,780	4,372	4,931	5,461	5,965	6,446	6,907
rpm [min ⁻¹]	1200	1300	1400	1440	1500	1600	1700	1800	1900	2000	2200	2400	2600	2800	3000	3200
M _{spez} [Ncm/cm]	5,848	5,709	5,580	5,530	5,458	5,343	5,233	5,130	5,031	4,937	4,761	4,599	4,448	4,308	4,176	4,053
P _{spez} [W/cm]	7,348	7,772	8,180	8,338	8,572	8,951	9,316	9,669	10,010	10,340	10,968	11,557	12,110	12,630	13,119	13,580
rpm [min ⁻¹]	3400	3600	3800	4000	4500	5000	5500	6000	-	-	-	-	-	-	-	-
M _{spez} [Ncm/cm]	3,936	3,826	3,721	3,621	3,390	3,183	2,994	2,821	-	-	-	-	-	-	-	-
P _{spez} [W/cm]	14,013	14,421	14,805	15,166	15,975	16,663	17,241	17,720	-	-	-	-	-	-	-	-

Flexibility

Minimum pulley number of teeth and minimum idler diameter	Drive without reverse bending		Drive with reverse bending	
	z _{min}	idler d _{min}	z _{min}	idler d _{min}
STANDARD	18	50 mm	30	120 mm

Min. available length

Max width	Execution	
	Standard	PAZ
100 mm	≥ 800 mm	≥ 900 mm
150 mm	≥ 1600 mm	≥ 1800 mm



BELT CHARACTERISTICS

- Truly endless polyurethane timing belt with round tooth profile and steel tension cords
- Tooth profile according to ISO 13050
- Metric pitch 14 mm
- The round tooth profile allows a uniform load distribution that guarantees high performance, high transmissible torque and precise tooth engagement
- Transmissible power up to 200 kW
- **Dual tothing available from 1500 mm**

STANDARD TOLERANCES

WIDTH TOLERANCE: $\pm 1,0$ [mm]
 THICKNESS TOLERANCE: $\pm 0,2$ [mm]

TECHNICAL DATA

Standard steel cord

Belt width b [mm]	40	55	85	115	150
Allowable tensile load [N]	9120	12480	19680	26400	34560
Weight [kg/m]	0,42	0,57	0,89	1,24	1,70

Other widths are available on request

Tooth shear strength

rpm [min ⁻¹]	0	20	40	60	80	100	200	300	400	500	600	700	800	900	1000	1100
M _{spez} [Ncm/cm]	28,966	28,452	27,978	27,540	27,136	26,762	24,458	23,239	22,100	21,091	20,195	19,394	18,672	18,014	17,410	16,853
P _{spez} [W/cm]	0,000	0,596	1,172	1,730	2,273	2,802	5,122	7,300	9,257	11,042	12,688	14,216	15,641	16,976	18,230	19,411
rpm [min ⁻¹]	1200	1300	1400	1440	1500	1600	1700	1800	1900	2000	2200	2400	2600	2800	3000	3200
M _{spez} [Ncm/cm]	16,335	15,852	15,398	15,225	14,972	14,569	14,187	13,824	13,478	13,148	12,530	11,960	11,431	10,938	10,476	10,041
P _{spez} [W/cm]	20,526	21,578	22,573	22,957	23,516	24,408	25,254	26,056	26,816	27,536	28,865	30,056	31,121	32,069	32,908	33,645
rpm [min ⁻¹]	3400	3600	3800	4000	-	-	-	-	-	-	-	-	-	-	-	-
M _{spez} [Ncm/cm]	9,630	9,242	8,872	8,521	-	-	-	-	-	-	-	-	-	-	-	-
P _{spez} [W/cm]	34,286	34,837	35,303	35,688	-	-	-	-	-	-	-	-	-	-	-	-

Flexibility

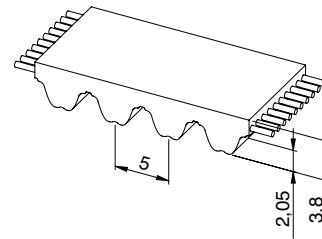
Minimum pulley number of teeth and minimum idler diameter	Drive without reverse bending		Drive with reverse bending	
	z _{min}	idler d _{min}	z _{min}	idler d _{min}
STANDARD	28	120 mm	28	180 mm

Min. available length

Max width	Execution	
	Standard	PAZ
150 mm	≥ 1600 mm	≥ 1800 mm

BELT CHARACTERISTICS

- Truly endless polyurethane timing belt with round tooth profile and steel tension cords
- Tooth profile according to ISO 13050
- Metric pitch 5 mm
- PAZ fabric on tooth delivered as standard decreases noise in high speed drives
- Transmissible power up to 6 kW



STANDARD TOLERANCES

WIDTH TOLERANCE: ±0,5 [mm]
 THICKNESS TOLERANCE: ±0,2 [mm]

TECHNICAL DATA

Standard steel cord

Belt width b [mm]	10	15	25	50	100	150
Allowable tensile load [N]	1150	1725	2760	5635	11155	16790
Weight [kg/m]	0,05	0,07	0,11	0,23	0,46	0,69

Other widths are available on request

Tooth shear strength

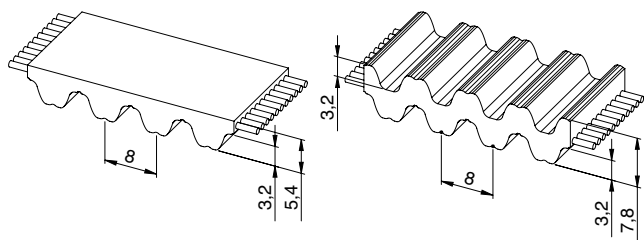
rpm [min ⁻¹]	0	20	40	60	80	100	200	300	400	500	600	700	800	900	1000	1100
M _{spez} [Ncm/cm]	3,01	2,96	2,92	2,89	2,86	2,83	2,72	2,62	2,55	2,49	2,43	2,38	2,32	2,28	2,23	2,19
P _{spez} [W/cm]	0,000	0,062	0,122	0,181	0,239	0,296	0,569	0,822	1,070	1,305	1,528	1,742	1,947	2,146	2,337	2,523
rpm [min ⁻¹]	1200	1300	1400	1440	1500	1600	1700	1800	1900	2000	2200	2400	2600	2800	3000	3200
M _{spez} [Ncm/cm]	2,15	2,11	2,08	2,07	2,05	2,01	1,98	1,96	1,93	1,90	1,85	1,81	1,77	1,73	1,69	1,65
P _{spez} [W/cm]	2,703	2,878	3,048	3,115	3,214	3,375	3,533	3,687	3,838	3,985	4,271	4,545	4,808	5,062	5,306	5,542
rpm [min ⁻¹]	3400	3600	3800	4000	4500	5000	5500	6000	6500	7000	7500	8000	8500	9000	9500	10000
M _{spez} [Ncm/cm]	1,62	1,59	1,56	1,53	1,46	1,40	1,35	1,30	1,25	1,21	1,17	1,13	1,09	1,06	1,03	1,00
P _{spez} [W/cm]	5,770	5,990	6,203	6,410	6,898	7,351	7,770	8,161	8,524	8,861	9,176	9,468	9,740	9,993	10,228	10,445

Flexibility

Minimum pulley number of teeth and minimum idler diameter	Drive without reverse bending		Drive with reverse bending	
	z _{min}	idler d _{min}	z _{min}	idler d _{min}
STANDARD	16	30 mm	25	60 mm

Min. available length

Max width	Execution	
	Standard	PAZ
150 mm	≥ 1600 mm	≥ 1800 mm


BELT CHARACTERISTICS

- Truly endless polyurethane timing belt with round tooth profile and steel tension cords
- Tooth profile according to ISO 13050
- Metric pitch 8 mm
- PAZ fabric on tooth delivered as standard decreases noise in high speed drives
- Transmissible power up to 80 kW
- **Dual tothing available from 1500 mm**

STANDARD TOLERANCES

WIDTH TOLERANCE: $\pm 0,5$ [mm]
 THICKNESS TOLERANCE: $\pm 0,2$ [mm]

TECHNICAL DATA
Standard steel cord

Belt width b [mm]	10	15	20	30	50	85	100	150
Allowable tensile load [N]	1715	2450	3185	4900	8330	14455	16905	25480
Weight [kg/m]	0,07	0,10	0,13	0,20	0,33	0,56	0,66	1,00

Other widths are available on request

Tooth shear strength

rpm [min ⁻¹]	0	20	40	60	80	100	200	300	400	500	600	700	800	900	1000	1100
M _{spez} [Ncm/cm]	9,68	9,50	9,34	9,19	9,05	8,92	8,41	8,11	7,77	7,47	7,21	6,98	6,77	6,58	6,41	6,25
P _{spez} [W/cm]	0,000	0,199	0,391	0,577	0,758	0,934	1,762	2,547	3,255	3,913	4,532	5,118	5,674	6,205	6,713	7,200
rpm [min ⁻¹]	1200	1300	1400	1440	1500	1600	1700	1800	1900	2000	2200	2400	2600	2800	3000	3200
M _{spez} [Ncm/cm]	6,10	5,96	5,83	5,78	5,71	5,60	5,49	5,38	5,29	5,19	5,02	4,85	4,70	4,56	4,43	4,31
P _{spez} [W/cm]	7,668	8,118	8,553	8,722	8,972	9,377	9,769	10,149	10,517	10,873	11,554	12,197	12,803	13,377	13,919	14,433
rpm [min ⁻¹]	3400	3600	3800	4000	4500	5000	5500	6000	-	-	-	-	-	-	-	-
M _{spez} [Ncm/cm]	4,19	4,08	3,98	3,88	3,64	3,44	3,25	3,08	-	-	-	-	-	-	-	-
P _{spez} [W/cm]	14,920	15,381	15,818	16,232	17,175	17,996	18,708	19,320	-	-	-	-	-	-	-	-

Flexibility

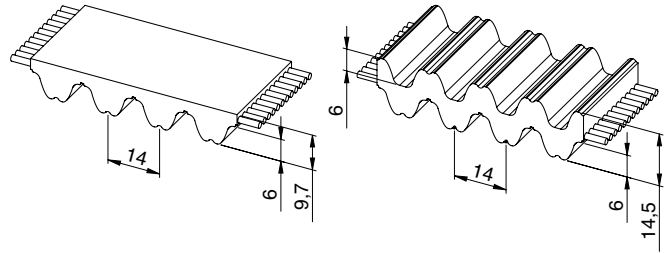
Minimum pulley number of teeth and minimum idler diameter	Drive without reverse bending		Drive with reverse bending	
	z _{min}	idler d _{min}	z _{min}	idler d _{min}
STANDARD	18	50 mm	30	120 mm

Min. available length

Max width	Execution	
	Standard	PAZ
100 mm	≥ 800 mm	≥ 900 mm
150 mm	≥ 1600 mm	≥ 1800 mm

BELT CHARACTERISTICS

- Truly endless polyurethane timing belt with round tooth profile and steel tension cords
- Tooth profile according to ISO 13050
- Metric pitch 14 mm
- PAZ fabric on tooth delivered as standard decreases noise in high speed drives
- Transmissible power up to 200 kW
- **Dual toothing available from 1500 mm**



STANDARD TOLERANCES

WIDTH TOLERANCE: ±1,0 [mm]
 THICKNESS TOLERANCE: ±0,2 [mm]

TECHNICAL DATA

Standard steel cord

Belt width b [mm]	40	55	85	115	150
Allowable tensile load [N]	13600	17850	28050	38250	49300
Weight [kg/m]	0,48	0,63	1,00	1,40	1,85

Other widths are available on request

Tooth shear strength

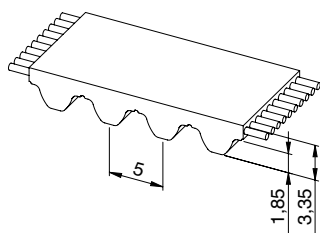
rpm [min ⁻¹]	0	20	40	60	80	100	200	300	400	500	600	700	800	900	1000	1100
M _{spez} [Ncm/cm]	31,19	30,59	30,04	29,53	29,06	28,62	26,69	25,47	24,33	23,32	22,42	21,62	20,9	20,24	19,64	19,08
P _{spez} [W/cm]	0,000	0,641	1,258	1,855	2,434	2,997	5,589	8,000	10,190	12,209	14,088	15,849	17,508	19,076	20,564	21,978
rpm [min ⁻¹]	1200	1300	1400	1440	1500	1600	1700	1800	1900	2000	2200	2400	2600	2800	3000	3200
M _{spez} [Ncm/cm]	18,56	18,08	17,63	17,45	17,20	16,80	16,42	16,05	15,71	15,38	14,76	14,19	13,66	13,17	12,70	12,27
P _{spez} [W/cm]	23,325	24,611	25,84	26,316	27,016	28,141	29,22	30,255	31,249	32,202	33,998	35,656	37,187	38,602	39,907	41,111
rpm [min ⁻¹]	3400	3600	3800	4000	-	-	-	-	-	-	-	-	-	-	-	-
M _{spez} [Ncm/cm]	11,86	11,47	11,10	10,75	-	-	-	-	-	-	-	-	-	-	-	-
P _{spez} [W/cm]	42,219	43,237	44,169	45,021	-	-	-	-	-	-	-	-	-	-	-	-

Flexibility

Minimum pulley number of teeth and minimum idler diameter	Drive without reverse bending		Drive with reverse bending	
	z _{min}	idler d _{min}	z _{min}	idler d _{min}
STANDARD	32	140 mm	32	200 mm

Min. available length

Max width	Execution	
	Standard	PAZ
100 mm	≥ 900 mm	≥ 900 mm
150 mm	≥ 1600 mm	≥ 1800 mm



BELT CHARACTERISTICS

- Truly endless polyurethane timing belt with high tensile load steel cords and high torque capacity
- Tooth profile according to ISO 13050
- Metric pitch 5 mm
- Low noise generation in high speed drives
- Offer excellent operational reliability
- The special profile allows smooth running properties
- Transmissible power up to 6 kW

STANDARD TOLERANCES

WIDTH TOLERANCE: $\pm 0,5$ [mm]
 THICKNESS TOLERANCE: $\pm 0,2$ [mm]

TECHNICAL DATA

Standard steel cord

Belt width b [mm]	10	15	25	50	100
Allowable tensile load [N]	1150	1725	2760	5635	11155
Weight [kg/m]	0,046	0,068	0,114	0,228	0,456

Other widths are available on request

Tooth shear strength

rpm [min ⁻¹]	0	20	40	60	80	100	200	300	400	500	600	700	800	900	1000	1100
M _{spez} [Ncm/cm]	2,936	2,892	2,853	2,817	2,784	2,755	2,645	2,497	2,435	2,372	2,313	2,257	2,205	2,157	2,113	2,071
P _{spez} [W/cm]	0,000	0,061	0,119	0,177	0,233	0,288	0,554	0,784	1,020	1,242	1,453	1,654	1,847	2,033	2,212	2,385
rpm [min ⁻¹]	1200	1300	1400	1440	1500	1600	1700	1800	1900	2000	2200	2400	2600	2800	3000	3200
M _{spez} [Ncm/cm]	2,031	1,995	1,960	1,946	1,927	1,895	1,865	1,837	1,810	1,784	1,734	1,689	1,647	1,607	1,570	1,535
P _{spez} [W/cm]	2,553	2,715	2,873	2,935	3,026	3,175	3,321	3,462	3,600	3,735	3,996	4,245	4,483	4,712	4,931	5,142
rpm [min ⁻¹]	3400	3600	3800	4000	4500	5000	5500	6000	6500	7000	7500	8000	8500	9000	9500	10000
M _{spez} [Ncm/cm]	1,501	1,470	1,440	1,411	1,345	1,285	1,230	1,180	1,133	1,090	1,049	1,011	0,975	0,941	0,909	0,878
P _{spez} [W/cm]	5,345	5,54	5,728	5,910	6,336	6,726	7,083	7,411	7,711	7,987	8,238	8,469	8,678	8,868	9,040	9,195

Flexibility

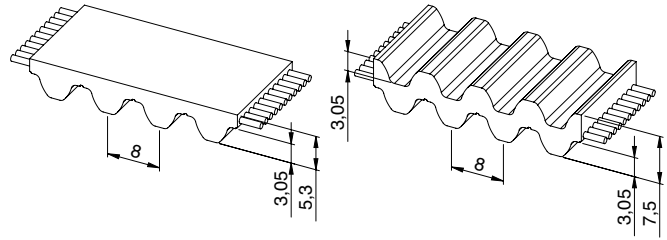
Minimum pulley number of teeth and minimum idler diameter	Drive without reverse bending		Drive with reverse bending	
	z _{min}	idler d _{min}	z _{min}	idler d _{min}
STANDARD	16	30 mm	25	60 mm

Min. available length

Max width	Execution	
	Standard	PAZ
100 mm	≥ 800 mm	≥ 900 mm

BELT CHARACTERISTICS

- Truly endless polyurethane timing belt with high tensile load steel cords and high torque capacity
- Tooth profile according to ISO 13050
- Metric pitch 8 mm
- Low noise generation in high speed drives
- Offer excellent operational reliability
- The special profile allows smooth running properties
- Transmissible power up to 80 kW
- **Dual toothing available from 1500 mm**



STANDARD TOLERANCES

WIDTH TOLERANCE: ±0,5 [mm]
 THICKNESS TOLERANCE: ±0,2 [mm]

TECHNICAL DATA

Standard steel cord

Belt width b [mm]	10	15	20	30	50	85	100	150
Allowable tensile load [N]	1715	2490	3185	4900	8330	14455	16905	25480
Weight [kg/m]	0,07	0,10	0,13	0,20	0,33	0,56	0,66	1,00

Other widths are available on request

Tooth shear strength

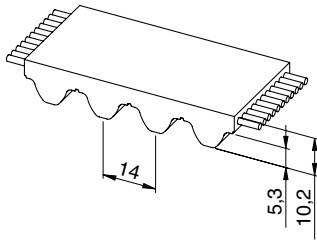
rpm [min ⁻¹]	0	20	40	60	80	100	200	300	400	500	600	700	800	900	1000	1100
M _{spez} [Ncm/cm]	9,435	9,301	9,176	9,057	8,946	8,841	8,401	7,908	7,567	7,268	7,005	6,772	6,561	6,370	6,195	6,034
P _{spez} [W/cm]	0,000	0,195	0,384	0,569	0,749	0,926	1,759	2,484	3,169	3,805	4,401	4,963	5,496	6,003	6,487	6,950
rpm [min ⁻¹]	1200	1300	1400	1440	1500	1600	1700	1800	1900	2000	2200	2400	2600	2800	3000	3200
M _{spez} [Ncm/cm]	5,885	5,745	5,615	5,565	5,492	5,376	5,266	5,162	5,063	4,968	4,790	4,627	4,475	4,334	4,202	4,077
P _{spez} [W/cm]	7,394	7,821	8,231	8,391	8,626	9,007	9,374	9,729	10,072	10,404	11,035	11,628	12,184	12,707	13,199	13,662
rpm [min ⁻¹]	3400	3600	3800	4000	4500	5000	5500	6000	-	-	-	-	-	-	-	-
M _{spez} [Ncm/cm]	3,960	3,849	3,743	3,643	3,410	3,201	3,011	2,837	-	-	-	-	-	-	-	-
P _{spez} [W/cm]	14,098	14,508	14,894	15,257	16,07	16,762	17,343	17,824	-	-	-	-	-	-	-	-

Flexibility

Minimum pulley number of teeth and minimum idler diameter	Drive without reverse bending		Drive with reverse bending	
	z _{min}	idler d _{min}	z _{min}	idler d _{min}
STANDARD	18	50 mm	30	120 mm

Min. available length

Max width	Execution	
	Standard	PAZ
150 mm	≥ 1600 mm	≥ 1800 mm



BELT CHARACTERISTICS

- Truly endless polyurethane timing belt with high tensile load steel cords and high torque capacity
- Tooth profile according to ISO 13050
- Metric pitch 14 mm
- Low noise generation in high speed drives
- Offer excellent operational reliability
- The special profile allows smooth running properties
- Transmissible power up to 200 kW

STANDARD TOLERANCES

WIDTH TOLERANCE: $\pm 1,0$ [mm]
 THICKNESS TOLERANCE: $\pm 0,2$ [mm]

TECHNICAL DATA

Standard steel cord

Belt width b [mm]	40	55	85	100
Allowable tensile load [N]	13600	17850	28050	33150
Weight [kg/m]	0,48	0,85	1,10	1,54

Other widths are available on request

Tooth shear strength

rpm [min ⁻¹]	0	20	40	60	80	100	200	300	400	500	600	700	800	900	1000	1100
M _{spez} [Ncm/cm]	29,86	29,26	28,70	28,19	27,72	27,29	25,57	24,35	23,21	22,20	21,31	20,51	19,79	19,13	18,52	17,97
P _{spez} [W/cm]	0,000	0,613	1,202	1,771	2,322	2,857	5,355	7,650	9,723	11,626	13,388	15,032	16,575	18,026	19,397	20,695
rpm [min ⁻¹]	1200	1300	1400	1440	1500	1600	1700	1800	1900	2000	2200	2400	2600	2800	3000	3200
M _{spez} [Ncm/cm]	17,45	16,97	16,51	16,34	16,09	15,68	15,30	14,94	14,59	14,26	13,64	13,07	12,55	12,05	11,59	11,15
P _{spez} [W/cm]	21,925	23,095	24,207	24,636	25,266	26,275	27,237	28,156	29,032	29,869	31,431	32,856	34,154	35,335	36,408	37,378
rpm [min ⁻¹]	3400	3600	3800	4000	-	-	-	-	-	-	-	-	-	-	-	-
M _{spez} [Ncm/cm]	10,74	10,36	9,99	9,63	-	-	-	-	-	-	-	-	-	-	-	-
P _{spez} [W/cm]	38,252	39,037	39,736	40,354	-	-	-	-	-	-	-	-	-	-	-	-

Flexibility

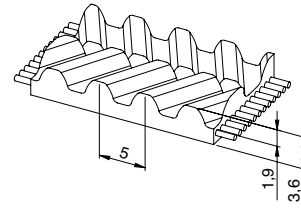
Minimum pulley number of teeth and minimum idler diameter	Drive without reverse bending		Drive with reverse bending	
	z _{min}	idler d _{min}	z _{min}	idler d _{min}
STANDARD	32	140 mm	32	250 mm

Min. available length

Max width	Execution	
	Standard	PAZ
100 mm	≥ 1600 mm	≥ 1800 mm

BELT CHARACTERISTICS

- Truly endless polyurethane timing belt with helical offset tooth, high tensile load steel cords and high torque capacity
- **Self tracking no need of pulley flanges**
- Metric pitch 5 mm
- **Extremely reduced noise generation**
- The special profile allows most compact drive



STANDARD TOLERANCES

WIDTH TOLERANCE: ±0,8 [mm]
 THICKNESS TOLERANCE: ±0,2 [mm]

TECHNICAL DATA

Standard steel cord

Belt width b [mm]	12,5	25
Allowable tensile load [N]	1380	2760
Weight [kg/m]	0,06	0,12

Other widths are available on request

Tooth shear strength

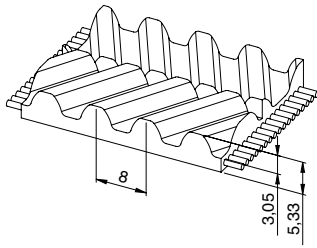
rpm [min ⁻¹]	0	20	40	60	80	100	200	300	400	500	600	700	800	900	1000	1100
M _{spez} [Ncm/cm]	3,01	2,96	2,92	2,89	2,86	2,83	2,72	2,62	2,55	2,49	2,43	2,38	2,32	2,28	2,23	2,19
P _{spez} [W/cm]	0,000	0,062	0,122	0,182	0,240	0,296	0,570	0,823	1,068	1,304	1,527	1,745	1,944	2,149	2,335	2,523
rpm [min ⁻¹]	1200	1300	1400	1440	1500	1600	1700	1800	1900	2000	2200	2400	2600	2800	3000	3200
M _{spez} [Ncm/cm]	2,15	2,11	2,08	2,07	2,05	2,01	1,98	1,96	1,93	1,90	1,85	1,81	1,77	1,73	1,69	1,65
P _{spez} [W/cm]	2,702	2,872	3,049	3,121	3,220	3,368	3,525	3,695	3,840	3,979	4,262	4,549	4,819	5,073	5,306	5,542
rpm [min ⁻¹]	3400	3600	3800	4000	4500	5000	5500	6000	6500	-	-	-	-	-	-	-
M _{spez} [Ncm/cm]	1,62	1,59	1,56	1,53	1,46	1,40	1,35	1,30	1,25	-	-	-	-	-	-	-
P _{spez} [W/cm]	5,768	5,994	6,208	6,409	6,880	7,330	7,775	8,168	8,508	-	-	-	-	-	-	-

Flexibility

Minimum pulley number of teeth and minimum idler diameter	 Drive without reverse bending		 Drive with reverse bending	
	z _{min}	idler d _{min}	z _{min}	idler d _{min}
STANDARD	16	30 mm	25	60 mm

Min. available length

Max width	Execution	
	Standard	PAZ
25 mm	≥ 900 mm	≥ 900 mm



BELT CHARACTERISTICS

- Truly endless polyurethane timing belt with helical offset tooth, high tensile load steel cords and high torque capacity
- **Self tracking no need of pulley flanges**
- Metric pitch 8 mm
- **Extremely reduced noise generation**
- The special profile allows most compact drive

STANDARD TOLERANCES

WIDTH TOLERANCE: $\pm 0,8$ [mm]

THICKNESS TOLERANCE: $\pm 0,3$ [mm]

TECHNICAL DATA

Standard steel cord

Belt width b [mm]	16	25	32	50
Allowable tensile load [N]	2695	4165	5390	8330
Weight [kg/m]	0,085	0,145	0,18	0,30

Other widths are available on request

Tooth shear strength

rpm [min ⁻¹]	0	20	40	60	80	100	200	300	400	500	600	700	800	900	1000	1100
M _{spez} [Ncm/cm]	10,82	10,67	10,52	10,38	10,24	10,11	9,52	9,04	8,65	8,34	8,07	7,82	7,60	7,39	7,20	7,03
P _{spez} [W/cm]	0,000	0,223	0,441	0,652	0,858	1,058	1,994	2,840	3,623	4,368	5,068	5,732	6,363	6,966	7,543	8,098
rpm [min ⁻¹]	1200	1300	1400	1440	1500	1600	1700	1800	1900	2000	2200	2400	2600	2880	3000	3200
M _{spez} [Ncm/cm]	6,87	6,72	6,58	6,52	6,44	6,32	6,20	6,09	5,98	5,87	5,68	5,50	5,34	5,12	5,04	4,90
P _{spez} [W/cm]	8,631	9,146	9,642	9,836	10,122	10,585	11,035	11,470	11,892	12,302	13,087	13,828	14,529	15,450	15,824	16,422
rpm [min ⁻¹]	3400	3600	3800	4000	4500	5000	5500	6000	6500	-	-	-	-	-	-	-
M _{spez} [Ncm/cm]	4,77	4,65	4,53	4,42	4,17	3,94	3,73	3,54	3,36	-	-	-	-	-	-	-
P _{spez} [W/cm]	16,991	17,531	18,044	18,531	19,647	20,627	21,486	22,234	22,880	-	-	-	-	-	-	-

Flexibility

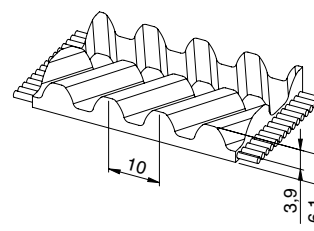
Minimum pulley number of teeth and minimum idler diameter	Drive without reverse bending		Drive with reverse bending	
	z _{min}	idler d _{min}	z _{min}	idler d _{min}
STANDARD	20	50 mm	30	120 mm

Min. available length

Max width	Execution	
	Standard	PAZ
50 mm	≥ 900 mm	≥ 900 mm

BELT CHARACTERISTICS

- Truly endless polyurethane timing belt with helical offset tooth, high tensile load steel cords and high torque capacity
- **Self tracking no need of pulley flanges**
- Metric pitch 10 mm
- **Extremely reduced noise generation**
- The special profile allows most compact drive



STANDARD TOLERANCES

WIDTH TOLERANCE: ±0,8 [mm]
THICKNESS TOLERANCE: ±0,3 [mm]

TECHNICAL DATA

Standard steel cord

Belt width b [mm]	25	32	50
Allowable tensile load [N]	5810	7920	12140
Weight [kg/m]	0,18	0,23	0,37

Other widths are available on request

Tooth shear strength

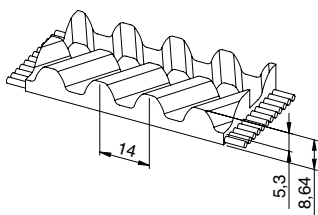
rpm [min ⁻¹]	0	20	40	60	80	100	200	300	400	500	600	700	800	900	1000	1100
M _{spez} [Ncm/cm]	14,881	14,647	14,424	14,21	14,005	13,809	12,949	12,259	11,705	11,263	10,89	10,556	10,254	9,979	9,725	9,491
P _{spez} [W/cm]	0,000	0,307	0,604	0,893	1,173	1,446	2,712	3,851	4,903	5,897	6,842	7,738	8,590	9,404	10,184	10,932
rpm [min ⁻¹]	1200	1300	1400	1440	1500	1600	1700	1800	1900	2000	2200	2400	2600	2800	3000	3200
M _{spez} [Ncm/cm]	9,273	9,070	8,879	8,806	8,699	8,530	8,369	8,215	8,070	7,930	7,669	7,428	7,205	6,996	6,800	6,616
P _{spez} [W/cm]	11,653	12,347	13,017	13,278	13,664	14,290	14,897	15,485	16,055	16,608	17,667	18,668	19,615	20,512	21,363	22,170
rpm [min ⁻¹]	3400	3600	3800	4000	4500	5000	5500	6000	6500	7000	7500	8000	8500	9000	9500	10000
M _{spez} [Ncm/cm]	6,443	6,278	6,122	5,973	5,629	5,319	5,036	4,778	4,540	4,320	4,110	3,910	3,730	3,560	3,390	3,230
P _{spez} [W/cm]	22,937	23,666	24,359	25,017	26,523	27,847	29,006	30,016	30,890	31,630	32,260	32,780	33,190	33,510	33,740	33,870

Flexibility

Minimum pulley number of teeth and minimum idler diameter	Drive without reverse bending		Drive with reverse bending	
	z _{min}	idler d _{min}	z _{min}	idler d _{min}
STANDARD	25	80 mm	25	150 mm

Min. available length

Max width	Execution	
	Standard	PAZ
50 mm	≥ 900 mm	≥ 900 mm



BELT CHARACTERISTICS

- Truly endless polyurethane timing belt with helical offset tooth, high tensile load steel cords and high torque capacity
- **Self tracking no need of pulley flanges**
- Metric pitch 14 mm
- **Extremely reduced noise generation**
- The special profile allows most compact drive

STANDARD TOLERANCES

WIDTH TOLERANCE: $\pm 1,2$ [mm]
 THICKNESS TOLERANCE: $\pm 0,4$ [mm]

TECHNICAL DATA

Standard steel cord

Belt width b [mm]	35	52,5	70	105
Allowable tensile load [N]	13090	18700	26180	39270
Weight [kg/m]	0,4	0,6	0,8	1,2

Other widths are available on request

Tooth shear strength

rpm [min ⁻¹]	0	20	40	60	80	100	200	300	400	500	600	700	800	900	1000	1100
M _{spez} [Ncm/cm]	35,65	34,98	34,36	33,79	33,25	32,76	30,76	28,94	27,43	26,12	24,97	23,95	23,03	22,19	21,43	20,73
P _{spez} [W/cm]	0,000	0,733	1,439	2,123	2,786	3,430	6,441	9,090	11,491	13,677	15,689	17,553	19,290	20,915	22,439	23,872
rpm [min ⁻¹]	1200	1300	1400	1440	1500	1600	1700	1800	1900	2000	2200	2400	2600	2800	3000	3200
M _{spez} [Ncm/cm]	20,07	19,46	18,89	18,68	18,36	17,85	17,37	16,92	16,49	16,07	15,30	14,59	13,93	13,31	12,73	12,19
P _{spez} [W/cm]	25,222	26,495	27,698	28,160	28,834	29,909	30,926	31,888	32,798	33,659	35,243	36,656	37,912	39,023	39,999	40,849
rpm [min ⁻¹]	3400	3600	3800	4000	-	-	-	-	-	-	-	-	-	-	-	-
M _{spez} [Ncm/cm]	11,68	11,19	10,73	10,30	-	-	-	-	-	-	-	-	-	-	-	-
P _{spez} [W/cm]	41,581	42,201	42,715	43,129	-	-	-	-	-	-	-	-	-	-	-	-

Flexibility

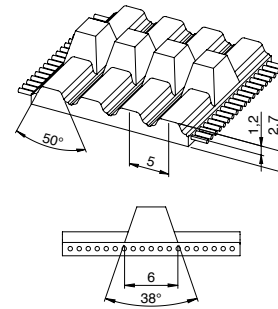
Minimum pulley number of teeth and minimum idler diameter	Drive without reverse bending		Drive with reverse bending	
	z _{min}	idler d _{min}	z _{min}	idler d _{min}
STANDARD	32	140 mm	32	200 mm

Min. available length

Max width	Execution	
	Standard	PAZ
105 mm	≥ 900 mm	≥ 900 mm

BELT CHARACTERISTICS

- Polyurethane self tracking timing belt with steel tension cords
- Tooth profile according to ISO 17396
- Profile AT5 with central guide - K6 x 4 mm
- Central guide height 4,0 mm
- Allow to use pulleys without flanges
- The central guide is notched in order to maximize belt flexibility
- Ideal for conveying applications where a side load is generated by loading/unloading transferring a product
- **Max length 2500 mm**
- **Dual toothing available from 1500 mm**



STANDARD TOLERANCES

WIDTH TOLERANCE: ±0,5 [mm]
 THICKNESS TOLERANCE: ±0,2 [mm]

TECHNICAL DATA

Standard steel cord

Belt width b [mm]	25	32	50
Allowable tensile load [N]	2760	3565	5635
Weight [kg/m]	0,08	0,11	0,17

Other widths are available on request

Tooth shear strength

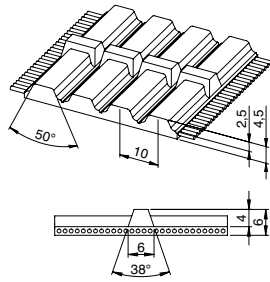
rpm [min ⁻¹]	0	20	40	60	80	100	200	300	400	500	600	700	800	900	1000	1100
M _{spez} [Ncm/cm]	2,897	2,855	2,817	2,783	2,753	2,725	2,620	2,540	2,458	2,383	2,317	2,258	2,204	2,153	2,108	2,066
P _{spez} [W/cm]	0,000	0,060	0,118	0,175	0,231	0,285	0,549	0,798	1,030	1,248	1,456	1,655	1,846	2,029	2,207	2,379
rpm [min ⁻¹]	1200	1300	1400	1440	1500	1600	1700	1800	1900	2000	2200	2400	2600	2800	3000	3200
M _{spez} [Ncm/cm]	2,027	1,990	1,955	1,942	1,923	1,892	1,863	1,836	1,809	1,784	1,736	1,693	1,653	1,615	1,580	1,546
P _{spez} [W/cm]	2,547	2,709	2,866	2,929	3,020	3,170	3,316	3,460	3,599	3,736	4,000	4,256	4,500	4,734	4,962	5,181
rpm [min ⁻¹]	3400	3600	3800	4000	4500	5000	5500	6000	6500	7000	7500	8000	8500	9000	9500	10000
M _{spez} [Ncm/cm]	1,514	1,485	1,456	1,429	1,367	1,311	1,260	1,213	1,169	1,128	1,091	1,055	1,023	0,991	0,961	0,933
P _{spez} [W/cm]	5,391	5,598	5,795	5,986	6,442	6,862	7,255	7,619	7,957	8,271	8,568	8,839	9,101	9,337	9,555	9,766

Flexibility

Minimum pulley number of teeth and minimum idler diameter	Drive without reverse bending		Drive with reverse bending	
	z _{min}	idler d _{min}	z _{min}	idler d _{min}
STANDARD	15	30 mm	25	60 mm

Min. available length

Max width	Execution	
	Standard	PAZ
50 mm	≥ 800 mm	≥ 900 mm



BELT CHARACTERISTICS

- Polyurethane self tracking timing belt with steel tension cords
- Profile AT10 with central guide
- Central guide height 4 mm
- Allows to use pulleys without flanges
- The central guide is notched in order to maximize belt flexibility
- Ideal for conveying applications where a side load is generated by loading/unloading or transferring a product
- **Dual toothing available from 1500 mm**

STANDARD TOLERANCES

WIDTH TOLERANCE: $\pm 0,5$ [mm]

THICKNESS TOLERANCE: $\pm 0,2$ [mm]

TECHNICAL DATA

Standard steel cord

Belt width b [mm]	32	50	75
Allowable tensile load [N]	5390	8330	12740
Weight [kg/m]	0,27	0,36	0,54

Other widths are available on request

Tooth shear strength

rpm [min ⁻¹]	0	20	40	60	80	100	200	300	400	500	600	700	800	900	1000	1100
M _{spez} [Ncm/cm]	12,048	11,871	11,706	11,55	11,403	11,265	10,684	10,215	9,793	9,424	9,097	8,808	8,547	8,309	8,093	7,893
P _{spez} [W/cm]	0,000	0,249	0,490	0,726	0,955	1,180	2,238	3,209	4,102	4,934	5,716	6,456	7,159	7,831	8,474	9,091
rpm [min ⁻¹]	1200	1300	1400	1440	1500	1600	1700	1800	1900	2000	2200	2400	2600	2800	3000	3200
M _{spez} [Ncm/cm]	7,708	7,534	7,372	7,310	7,219	7,076	6,939	6,810	6,688	6,570	6,349	6,147	5,959	5,782	5,618	5,464
P _{spez} [W/cm]	9,685	10,256	10,807	11,022	11,339	11,855	12,352	12,836	13,305	13,759	14,625	15,447	16,223	16,953	17,649	18,308
rpm [min ⁻¹]	3400	3600	3800	4000	4500	5000	5500	6000	6500	7000	7500	8000	8500	9000	9500	10000
M _{spez} [Ncm/cm]	5,317	5,180	5,048	4,924	4,636	4,377	4,140	3,923	3,724	3,538	3,365	3,202	3,048	2,903	2,766	2,636
P _{spez} [W/cm]	18,931	19,529	20,088	20,625	21,846	22,915	23,841	24,648	25,348	25,933	26,423	26,825	27,127	27,358	27,516	27,598

Flexibility

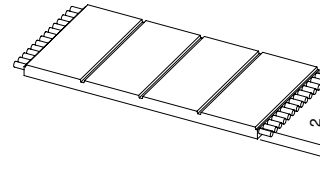
Minimum pulley number of teeth and minimum idler diameter	Drive without reverse bending		Drive with reverse bending	
	z _{min}	idler d _{min}	z _{min}	idler d _{min}
STANDARD	15	50 mm	25	120 mm

Min. available length

Max width	Execution	
	Standard	PAZ
75 mm	≥ 1600 mm	≥ 1800 mm

BELT CHARACTERISTICS

- Polyurethane flat belt with steel tension cords
- It is mainly used in drive applications where there is no need for synchronization
- Allows the use of small diameter pulleys



STANDARD TOLERANCES

WIDTH TOLERANCE: $\pm 0,5$ [mm]
THICKNESS TOLERANCE: $\pm 0,2$ [mm]

TECHNICAL DATA

Standard steel cord

Belt width b [mm]	25	32	50	75	100
Allowable tensile load [N]	4040	4850	8090	12400	16440
Weight [kg/m]	0,07	0,10	0,16	0,24	0,30

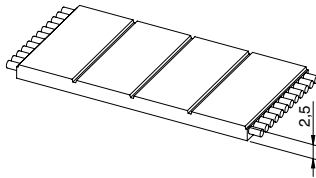
Other widths are available on request

Flexibility

Minimum pulley diameter	Drive without reverse bending	Drive with reverse bending
	idler d_{min}	idler d_{min}
STANDARD	50 mm	100 mm

Min. available length

Max width	Execution	
	Standard	PAZ
100 mm	≥ 800 mm	≥ 900 mm


BELT CHARACTERISTICS

- Polyurethane flat belt with steel tension cords
- It is mainly used in drive applications where there is no need for synchronization
- Allows the use of small diameter pulleys

STANDARD TOLERANCES

WIDTH TOLERANCE: ±0,8 [mm]

THICKNESS TOLERANCE: ±0,2 [mm]

TECHNICAL DATA
Standard steel cord

Belt width b [mm]	20	25	50	75	100
Allowable tensile load [N]	4800	5760	11520	17280	23040
Weight [kg/m]	0,08	0,09	0,18	0,27	0,36

Other widths are available on request

Flexibility

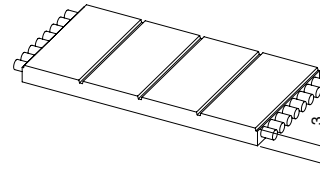
Minimum pulley diameter	Drive without reverse bending	Drive with reverse bending
	idler d_{min}	idler d_{min}
STANDARD	80 mm	150 mm

Min. available length

Max width	Execution	
	Standard	PAZ
100 mm	≥ 1600 mm	≥ 1800 mm

BELT CHARACTERISTICS

- Polyurethane flat belt with steel tension cords
- It is mainly used in drive applications where there is no need for synchronization
- Allows the use of small diameter pulleys



STANDARD TOLERANCES

WIDTH TOLERANCE: $\pm 1,0$ [mm]
THICKNESS TOLERANCE: $\pm 0,2$ [mm]

TECHNICAL DATA

Standard steel cord

Belt width b [mm]	25	30	60	100
Allowable tensile load [N]	9350	11220	22440	37400
Weight [kg/m]	0,20	0,25	0,50	1,00

Other widths are available on request

Flexibility

Minimum pulley diameter	Drive without reverse bending	Drive with reverse bending
	idler d_{min}	idler d_{min}
STANDARD	120 mm	180 mm

Min. available length

Max width	Execution	
	Standard	PAZ
100 mm	≥ 1600 mm	≥ 1800 mm