

Chains & sprockets	Wear strips	Side guide brackets & accessories	Levelers	Engineering manual
Modular belts & sprockets	Chain & belt return systems	Frame & structure supports	Bearing supports	
Curves & tracks	Side guide solutions	Miscellaneous products	Equipment	

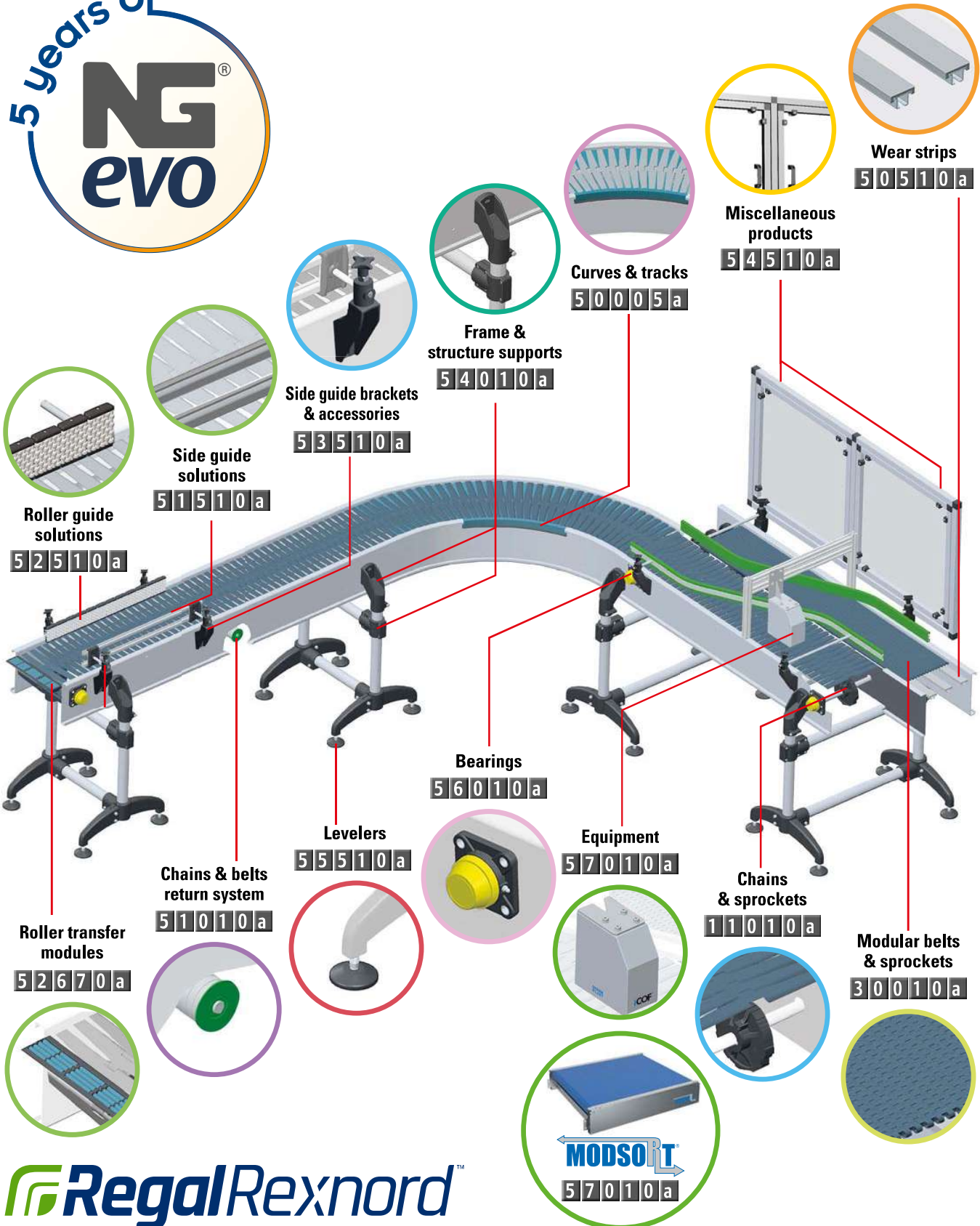
**SYSTEM PLAST®**

**Smart Guide**

**1 0 1 1 0 a**

**GENERAL INDEX**

[www.SystemPlastSmartGuide.com](http://www.SystemPlastSmartGuide.com)













**RegalRexnord™**














Chains & sprockets	Wear strips	Side guide brackets & accessories	Levelers	Engineering manual
Modular belts & sprockets	Chain & belt return systems	Frame & structure supports	Bearing supports	
Curves & tracks	Side guide solutions	Miscellaneous products	Equipment	

**1 0 1 1 0 d**

**LEGEND ICONS**

[www.SystemPlastSmartGuide.com](http://www.SystemPlastSmartGuide.com)

ICON	LEGEND
	Link to open menu for technical information related to the products listed on this page.
<b>1 1 0 1 1 a</b>	Link to find related products.
	Link to find related products. Note: only available on our website <a href="http://www.SystemPlastSmartGuide.com">www.SystemPlastSmartGuide.com</a>
<b>3 0 7 2 0 a</b>	Codes in orange background are indicators for modular belts in molded to width versions.
	Information only available on our website: <a href="http://www.SystemPlastSmartGuide.com">www.SystemPlastSmartGuide.com</a>
	Link to other varieties of these chains and/or link to the chains used with the sprockets listed on this page.
	Link to other varieties of these modular belts and/or link to the belts used with the sprockets listed on this page.
	Link to the sprockets used with the chains or belts listed on this page.
<b>MOQ</b>	Minimum order quantity.
	Indicates chains, belts or curves suitable for magnetic curve systems.
	This product includes patented features.
	Link to general information about the products listed on this page.
	This product is not suitable in use with chains with hold-down tabs.

ICON	LEGEND
	Weight in Kg/m
	Length per standard code.
	Length per standard coil.
	Quantity standard packaging.
	Indication for products that contain a dry lubricant.
	Material: stainless steel AISI 430.
	Material: stainless steel AISI 304.
	Material: aluminum, anodized.
	Material: aluminum.
	Material: zinc plated steel.
	Nominal diameter 41mm.
	Product suitable for assembly to a rectangular profile.
	Max load capacity.
	Wrench size.

Chains & sprockets	Wear strips	Side guide brackets & accessories	Levelers	Engineering manual
Modular belts & sprockets	Chain & belt return systems	Frame & structure supports	Bearing supports	
Curves & tracks	Side guide solutions	Miscellaneous products	Equipment	

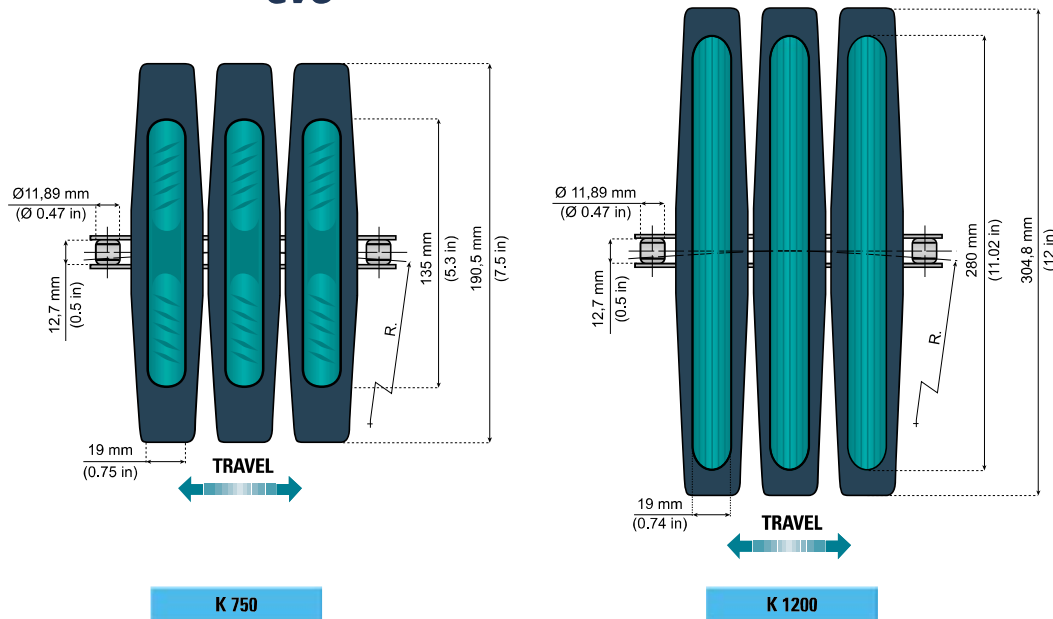


## 11420a

## 1873 VG

www.SystemPlastSmartGuide.com

### SIDEFLEXING PLATE TOP CHAINS WITH HIGH FRICTION SURFACE

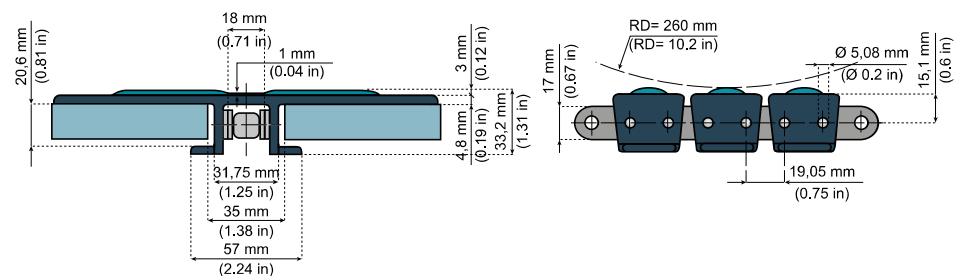


Other versions  
1873 TAB:

- FT Flat top**
- GS Gripper**
- VG Neck Sterilizer**

### Nolu®-S curves

are strongly recommended with these chains!



### Advantages:

- High speed
- Very high loads
- Long conveyors
- Easy maintenance
- Flights removable
- Low noise
- No chain elongation

### NGE® evo conveyor components made from engineered plastic resin

Longer wearlife than acetal  
Lower friction than acetal  
Good chemical resistance  
High abrasion resistance  
It meets the requirement for materials as stated by EC1935/2004 and FDA CFR21 norms for direct food contact  
Less dust than with acetal chains  
More.....

### Note:

ANSI 60 roller chain

## 50160a

ITEM DESCRIPTION	MATERIAL			BREAKING LOAD		WIDTH L		R MIN.		WEIGHT	
	ROLLER CHAINS	PLATE	RUBBER	N	lbs	mm	in	mm	in	Kg/m	lbs/ft.
NGE1873TAB-K750VG	C45	NGE Grey Blue	TPR Water blue 70 shore A	27000	6080	190,5	7 ½	500	19.7	2,6	1.7
NGE1873SS-TAB-K750VG	Austenitic			21000	4730						
NGE1873TAB-K1200VG	C45			27000	6080	304,8	12	610	24.01	3,8	2.6
NGE1873SS-TAB-K1200VG	Austenitic			21000	4730						

Standard length: 80 pitches (10 ft. - 3,048 m)

Breaking load according to standard ISO 4348 - DIN 8153

Chains & sprockets	Wear strips	Side guide brackets & accessories	Levelers	Engineering manual
Modular belts & sprockets	Chain & belt return systems	Frame & structure supports	Bearing supports	
Curves & tracks	Side guide solutions	Miscellaneous products	Equipment	



# 11425a

## 1873 TAB VG – NECK STERILIZER AND TWISTER CHAIN

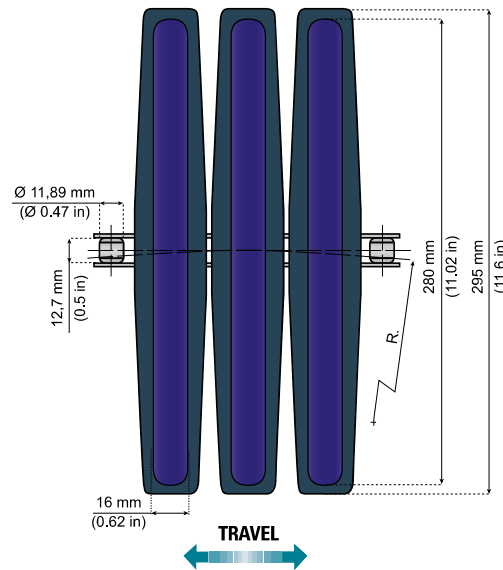
www.SystemPlastSmartGuide.com

SIDEFLEXING PLATE TOP CHAINS WITH HIGH FRICTION SURFACE



### NG® *evo* conveyor components made from engineered plastic resin

Longer wearlife than acetal  
 Lower friction than acetal  
 Good chemical resistance  
 High abrasion resistance  
 It meets the requirement for materials as stated by EC1935/2004 and FDA CFR21 norms for direct food contact  
 Less dust than with acetal chains  
 More.....



Other versions 1873 TAB:

**FT**  
Flat top



**GS**  
Gripper

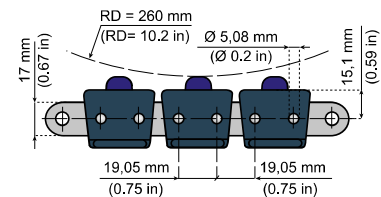
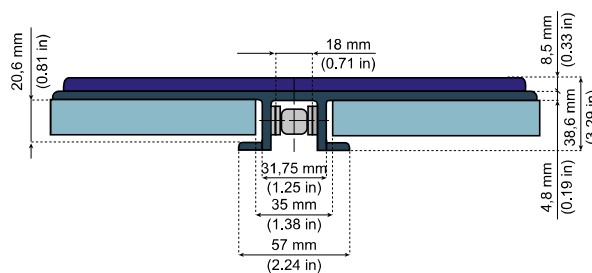


**VG**  
Rubber top



### Advantages:

- High speed
- Very high loads
- Longer conveyors
- Easy maintenance
- Removable flights
- Lower noise
- No chain elongation
- The special design allows for gentle bottling handling while avoiding extra pressure on the product, preventing bottle distortion
- The design of the rubber top provides stable support for the bottle
- Flexibility of the chain for compact design if required
- Special heat resistant rubber, 85 Shore A
- Plate in low-friction NGE material
- Flexible base chain, can twist 90° in 1500 mm (60-in)
- Metal base chain provides increased strength



### Application Example:



### Note:

ANSI 60 roller chain.

# 50160a

ITEM DESCRIPTION	MATERIAL		BREAKING LOAD		WIDTH L		WIDTH WR		R MIN.		WEIGHT		
	ROLLER CHAINS	PLATE	RUBBER	N	lbs	mm	in	mm	in	mm	in	Kg/m	lbs/ft.
NGE1873SS-TAB-K750VG85H8.5	Austenitic	NGE Grey Blue	TPR Water blue 85 shore A	21000	4730	190,5	7,5	186,5	7,4	500	19,7	3,6	2,4
NGE1873SS-TAB-K1161VG85H8.5						295	11,6	280	11,02	610	24,01	4,3	2,9

Standard length: 160 pitches (10 ft. - 3,048 m) - 80 Flights

Breaking load according to standard ISO 4348 - DIN 8153



Chains & sprockets	Wear strips	Side guide brackets & accessories	Levelers	Engineering manual
Modular belts & sprockets	Chain & belt return systems	Frame & structure supports	Bearing supports	
Curves & tracks	Side guide solutions	Miscellaneous products	Equipment	

# SYSTEM PLAST®



# 11430a

www.SystemPlastSmartGuide.com

## 878 TAB GS - NGE MATERIAL

### SIDEFLEXING PLASTIC CHAINS WITH SNAP ON GRIPPER



continue ►



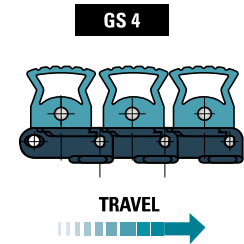
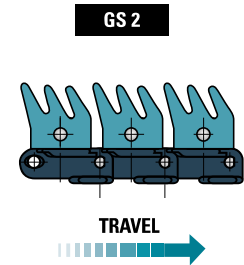
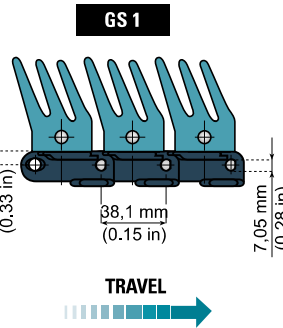
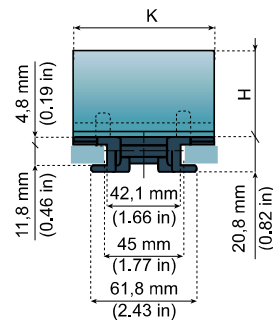
**NG® evo** conveyor components made from engineered plastic resin  
 Longer wearlife than acetal  
 Lower friction than acetal  
 Good chemical resistance  
 High abrasion resistance  
 It meets the requirement for materials as stated by EC1935/2004 and FDA CFR21 norms for direct food contact  
 Less dust than with acetal chains  
 More.....

**Advantages:**

- Exceptional durability.
- Optimum performance.
- Extremely low noise level.
- Removable gripper.
- Rubber top with high resistance.

**Note:**

- Not suitable with oils.
- Grippers are not food contact certified.



**Nolu®-S curves** are strongly recommended with these chains!

**NOW AVAILABLE IN CHEMICAL RESISTANT MATERIAL**



# 11260a



# 50110a

ITEM DESCRIPTION		K		H		MATERIAL		R MIN.		WEIGHT	
CHAINS	KIT RUBBER + PIN	mm	in	mm	in	PLATE	GRIPPER	mm	in	Kg/m	lbs/ft.
NGE878TAB-K325GS1	GRPN-K325-GS1-TPR	82	3.23	41	1.61	NGE Grey Blue	THERMO-PLASTIC	210	8.27	4,7	3.1
NGE878TAB-K325GS2	GRPN-K325-GS2-TPR	82	3.23	35	1.38	NGE Grey Blue	THERMO-PLASTIC	225	8.9	4,1	2.7
NGE878TAB-K325GS4	GRPN-K325-GS4-TPR	82	3.23	33	1.30	NGE Grey Blue	THERMO-PLASTIC	250	9.84	4,1	2.8

Standard length: 80 pitches (10 ft. - 3,048 m)

Breaking load according to standard ISO 4348 - DIN 8153



For loose rubber grippers, go to:

# 11440a

Other versions 878 TAB:

**FT**  
Flat top



**VG**  
Rubber top



**LBP**  
(low pressure)



continue ►

Chains & sprockets	Wear strips	Side guide brackets & accessories	Levelers	Engineering manual
Modular belts & sprockets	Chain & belt return systems	Frame & structure supports	Bearing supports	
Curves & tracks	Side guide solutions	Miscellaneous products	Equipment	



back



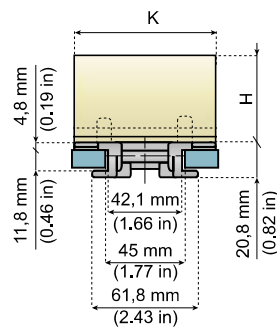
Information about this product is only available on our Smart Guide® website.

# 11430b

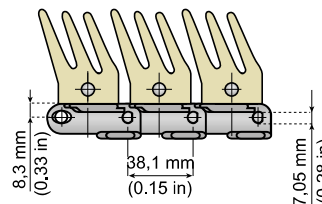
www.SystemPlastSmartGuide.com

## 878 TAB GS - PP MATERIAL

### SIDEFLEXING PLASTIC CHAINS WITH SNAP ON GRIPPER

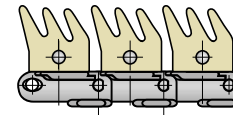


GS 1



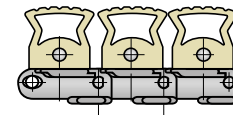
TRAVEL

GS 2



TRAVEL

GS 4



TRAVEL

For loose EPDM-PP grippers, go to:



11440b



11260a



50110a

ITEM DESCRIPTION	K		H		MATERIAL		R MIN.		WEIGHT	
	mm	in	mm	in	PLATE	GRIPPER	mm	in	Kg/m	lbs/ft.
PP878TAB-K325GS1	82	3.23	41	1.61	PP Grey	EPDM - PP beige	210	8.27	4,7	3.1
PP878TAB-K325GS2	82	3.23	35	1.38	PP Grey	EPDM - PP beige	225	8.86	4,1	2.7
PP878TAB-K325GS4	82	3.23	33	1.30	PP Grey	EPDM - PP beige	250	9.84	4,1	2.8

Standard length: 80 pitches (10 ft. - 3,048 m)

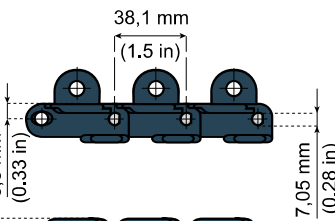
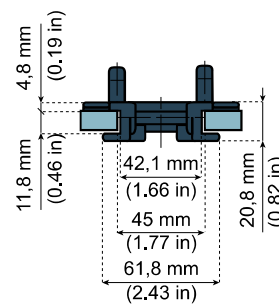
Breaking load according to standard ISO 4348 - DIN 8153

## 878 TAB GS - NGE & PP MATERIAL

### SIDEFLEXING PLASTIC PLATE TOP BASE CHAINS



**NOW AVAILABLE IN CHEMICAL RESISTANT MATERIAL**



TRAVEL

**Advantages:**

- Exceptional durability.
- Optimum performance.
- Extremely low noise level.
- Removable gripper.
- Rubber top with high resistance.

**Note:**

- Not suitable with oils.
- Grippers are not food contact certified.

**NG® evo conveyor components made from engineered plastic resin**

Longer wear life than acetal  
Lower friction than acetal  
Good chemical resistance  
High abrasion resistance  
It meets the requirement for materials as stated by EC1935/2004 and FDA CFR21 norms for direct food contact  
Less dust than with acetal chains  
More.....

**NoJu®-S curves**

are strongly recommended with these chains!



11260a

ITEM DESCRIPTION	MATERIAL	BREAKING LOAD		WIDTH L		WEIGHT	
		N	lbs	mm	in	Kg/m	lbs/ft.
NGE878TAB-K325GS	NGE Grey Blue	5400	1200	82,5	3 ¼	0,9	0.6
PP878TAB-K325GS	PP Grey	5400	1200	82,5	3 ¼	0,9	0.6

Standard length: 80 pitches (10 ft. - 3,048 m)

Breaking load according to standard ISO 4348 - DIN 8153

back

Chains & sprockets	Wear strips	Side guide brackets & accessories	Levelers	Engineering manual
Modular belts & sprockets	Chain & belt return systems	Frame & structure supports	Bearing supports	
Curves & tracks	Side guide solutions	Miscellaneous products	Equipment	

# 11440a

www.SystemPlastSmartGuide.com

## 1873 TAB GS - NGE MATERIAL

### SIDEFLEXING PLATE TOP CHAINS WITH SNAP ON GRIPPER



continue ►

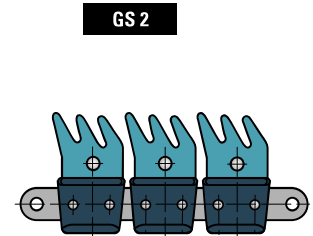
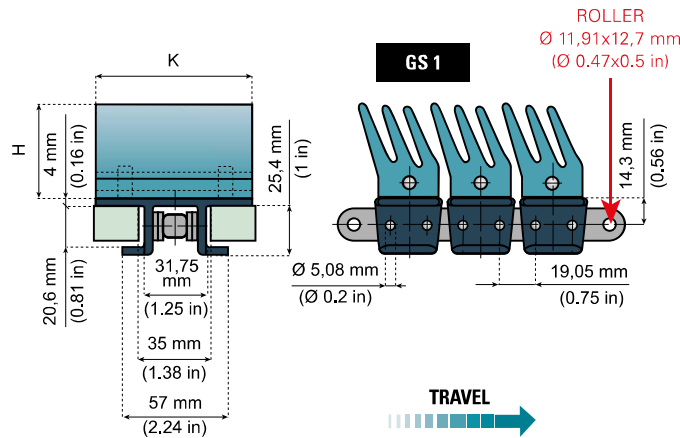


New  
**NG evo**

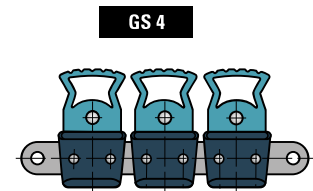
**NG® evo** conveyor components made from engineered plastic resin  
 Longer wearlife than acetal  
 Lower friction than acetal  
 Good chemical resistance  
 High abrasion resistance  
 It meets the requirement for materials as stated by EC1935/2004 and FDA CFR21 norms for direct food contact  
 Less dust than with acetal chains  
 More.....

**Note:**

- ANSI 60 roller chain.
- Not suitable with oils.
- **Grippers are not food contact certified.**



TRAVEL ►



TRAVEL ►

# 50160a

ITEM DESCRIPTION			K		H		MATERIAL			WEIGHT	
CHAINS	KIT FLIGHT RUBBER + PIN	ONLY RUBBER	mm	in	mm	in	ROLLER CHAIN	PLATE	GRIPPER	Kg/m	lbs/ft.
NGE1873TAB-K325GS1	GRP-K-NGE1873TAB-K325GS1-TPR	GRP-K325-GS1-TPR	82	3.23	41	1.61	C45	NGE Grey Blue	THERMO-PLASTIC	4,7	3.1
NGE1873SS-TAB-K325GS1							Austenitic				
NGE1873TAB-K450GS1	GRP-K-NGE1873TAB-K450GS1-TPR	GRP-K450-GS1-TPR	114	4.5	35	1.38	C45	NGE Grey Blue	THERMO-PLASTIC	7,1	4.7
NGE1873SS-TAB-K450GS1							Austenitic				
NGE1873TAB-K325GS2	GRP-K-NGE1873TAB-K325GS2-TPR	GRP-K325-GS2-TPR	82	3.23	33	1.3	C45	NGE Grey Blue	THERMO-PLASTIC	4,2	2.8
NGE1873SS-TAB-K325GS2							Austenitic				
NGE1873TAB-K450GS2	GRP-K-NGE1873TAB-K450GS2-TPR	GRP-K450-GS2-TPR	114	4.5	33	1.3	C45	NGE Grey Blue	THERMO-PLASTIC	6,6	4.4
NGE1873SS-TAB-K450GS2							Austenitic				
NGE1873TAB-K325GS4	GRP-K-NGE1873TAB-K325GS4-TPR	GRP-K325-GS4-TPR	82	3.23	33	1.3	C45	NGE Grey Blue	THERMO-PLASTIC	4,2	2.8
NGE1873SS-TAB-K325GS4							Austenitic				
NGE1873TAB-K450GS4	GRP-K-NGE1873TAB-K450GS4-TPR	GRP-K450-GS4-TPR	114	4.5	33	1.3	C45	NGE Grey Blue	THERMO-PLASTIC	6,6	4.4
NGE1873SS-TAB-K450GS4							Austenitic				

Standard length: 160 pitches (10 ft. - 3,048 m) - 80 Flights

Breaking load according to standard ISO 4348 - DIN 8153

**Also available into**

**LFG (GREY)**

Low friction acetal resin

materials details:

73563a

Other versions 1873 TAB:



continue ►

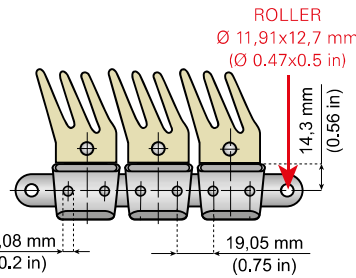
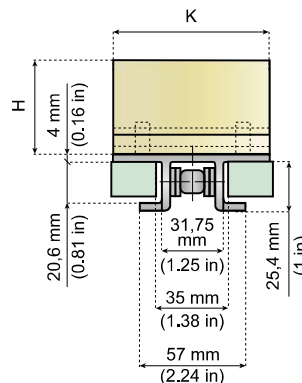

Chains & sprockets	Wear strips	Side guide brackets & accessories	Levelers	Engineering manual
Modular belts & sprockets	Chain & belt return systems	Frame & structure supports	Bearing supports	
Curves & tracks	Side guide solutions	Miscellaneous products	Equipment	

**1 1 4 4 0 b**

www.SystemPlastSmartGuide.com

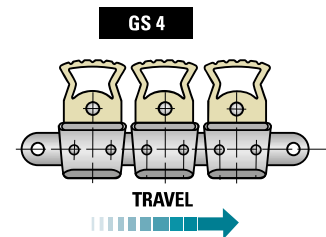
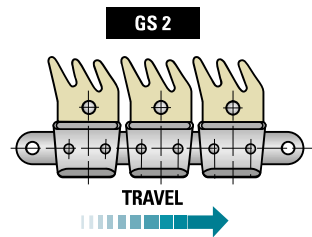
**1873 TAB GS - PP MATERIAL**

**SIDEFLEXING PLASTIC CHAINS WITH SNAP ON GRIPPER**



back

**5 0 1 6 0 a**



ITEM DESCRIPTION			K		H		MATERIAL			WEIGHT	
CHAINS	KIT FLIGHT RUBBER + PIN	ONLY RUBBER	mm	in	mm	in	ROLLER CHAIN	PLATE	Gripper	Kg/m	lbs/ft.
PP1873SS-TAB-K325GS1	GRPK-PP1873TAB-K325GS1-EPDM	GRP-K325-GS1-EPDM	82	3.23	41	1.61	Austenitic	PP Grey	EPDM - PP beige	4,7	3.1
PP1873SS-TAB-K450GS1	GRPK-PP1873TAB-K450GS1-EPDM	GRP-K450-GS1-EPDM	114	4.5						7,1	4.7
PP1873SS-TAB-K325GS2	GRPK-PP1873TAB-K325GS2-EPDM	GRP-K325-GS2-EPDM	82	3.23	35	1.38	Austenitic	PP Grey	EPDM - PP beige	4,1	2.7
PP1873SS-TAB-K450GS2	GRPK-PP1873TAB-K450GS2-EPDM	GRP-K450-GS2-EPDM	114	4.5						6,4	4.3
PP1873SS-TAB-K325GS4	GRPK-PP1873TAB-K325GS4-EPDM	GRP-K325-GS4-EPDM	82	3.23	33	1.3	Austenitic	PP Grey	EPDM - PP beige	4,2	2.8
PP1873SS-TAB-K450GS4	GRPK-PP1873TAB-K450GS4-EPDM	GRP-K450-GS4-EPDM	114	4.5						6,6	4.4

Standard length: 160 pitches (10 ft. - 3,048 m) - 80 Flights

Breaking load according to standard ISO 4348 - DIN 8153

**1873 GS - NGE & PP MATERIAL**

**SIDEFLEXING PLASTIC PLATE TOP BASE ROLLER CHAINS (PITCH 3/4" - 19,05 MM) FOR SNAP ON GRIPPER**



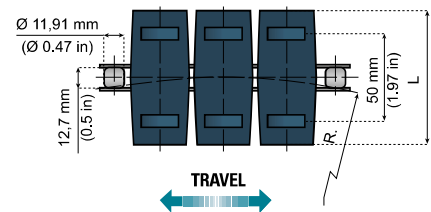
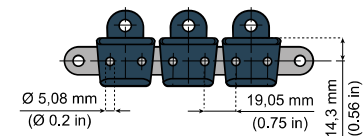
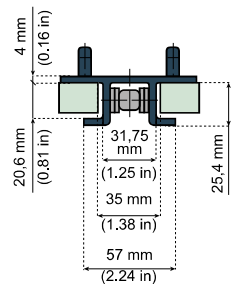
**NG® evo** conveyor components made from engineered plastic resin

**Advantages:**

- High wear resistance
- High speeds
- Exceptional durability
- Optimum performance
- Extremely low noise level
- Removable gripper
- Rubber top with high resistance
- Plastic snap-on links

**Note:**

- Not suitable with oils
- ANSI 60 roller chain
- Grippers are not food contact certified.



**Nolu®-S curves**

are strongly recommended with these chains!

**NOW AVAILABLE IN CHEMICAL RESISTANT MATERIAL**

ITEM DESCRIPTION	MATERIAL		BREAKING LOAD		WIDTH L		RMIN.		WEIGHT	
	ROLLER CHAIN	PLATE	N	lbs	mm	in	mm	in	Kg/m	lbs/ft.
NGE1873TAB-K325GS	C45	NGE Grey Blue	27000	6080	82,5	3 ¼	380	15	2,4	1.6
NGE1873SS-TAB-K325GS	Austenitic		21000	4730						
NGE1873TAB-K450GS	C45		27000	6080	114,3	4 ½			2,9	1.9
NGE1873SS-TAB-K450GS	Austenitic		21000	4730						
PP1873SS-TAB-K325GS	Austenitic	PP Grey	21000	4730	82,5	3 ¼	380	15	2,4	1.6
PP1873SS-TAB-K450GS					114,3	4 ½			2,9	1.9

Standard length: 160 pitches (10 ft. - 3,048 m) - 80 Flights

Breaking load according to standard ISO 4348 - DIN 8153

back

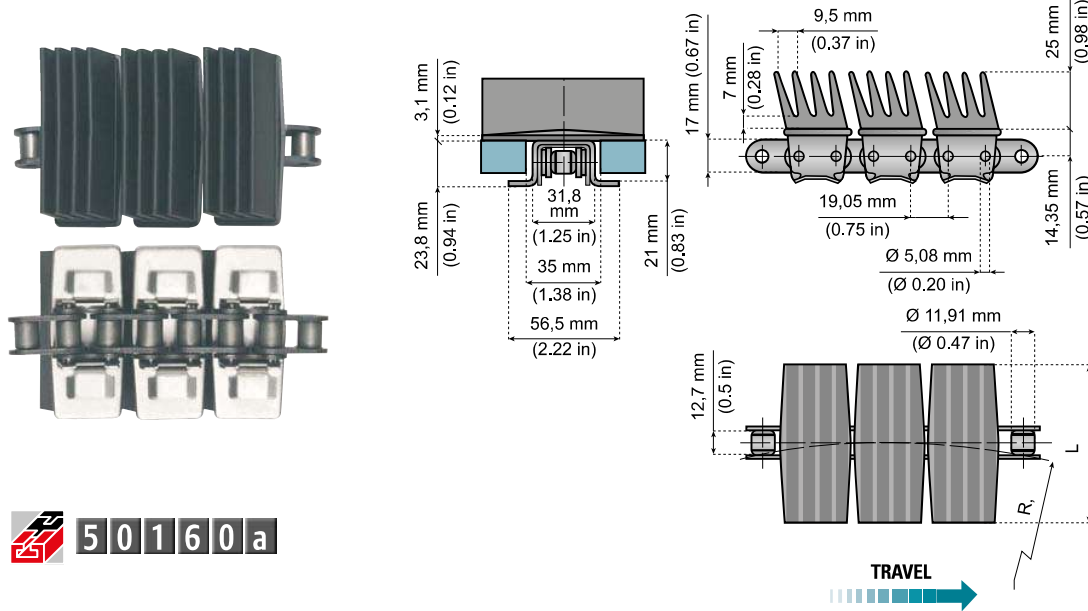
Chains & sprockets	Wear strips	Side guide brackets & accessories	Levelers	Engineering manual
Modular belts & sprockets	Chain & belt return systems	Frame & structure supports	Bearing supports	
Curves & tracks	Side guide solutions	Miscellaneous products	Equipment	

**1 1 4 5 0 a**

**1874 GV**

[www.SystemPlastSmartGuide.com](http://www.SystemPlastSmartGuide.com)

**SIDEFLEXING PLASTIC PLATE TOP CHAINS WITH SNAP ON GRIPPER**



**5 0 1 6 0 a**

**Application:**

Elevating and lowering conveyors.

**Characteristics:**

Gripper pads are utilized for a wide range of applications due to their unique mechanical properties. They offer users high laceration and abrasion resistance, good resistance to deformation and excellent resistance to fatigue and heat.

**Note:**

ANSI 60 roller chain

ITEM DESCRIPTION	MATERIAL			BREAKING LOAD		WIDTH L		R MIN.		WEIGHT	
	ROLLER CHAIN	PLATE	RUBBER	N	lbs	mm	in	mm	in	Kg/m	lbs/ft.
1874A-TAB-K325GV	C45	Austenitic	NBR	27000	6080	82,5	3 ¼	380	15	5,8	3,9
1874SS-TAB-K325GV	Austenitic			21000	4730						
1874SS-TAB-K325GVE	Austenitic		EPDM	21000	4730						

**Standard length:** 160 pitches (10 ft. - 3,048 m) - 80 Flights



Chains & sprockets	Wear strips	Side guide brackets & accessories	Levelers	Engineering manual
Modular belts & sprockets	Chain & belt return systems	Frame & structure supports	Bearing supports	
Curves & tracks	Side guide solutions	Miscellaneous products	Equipment	

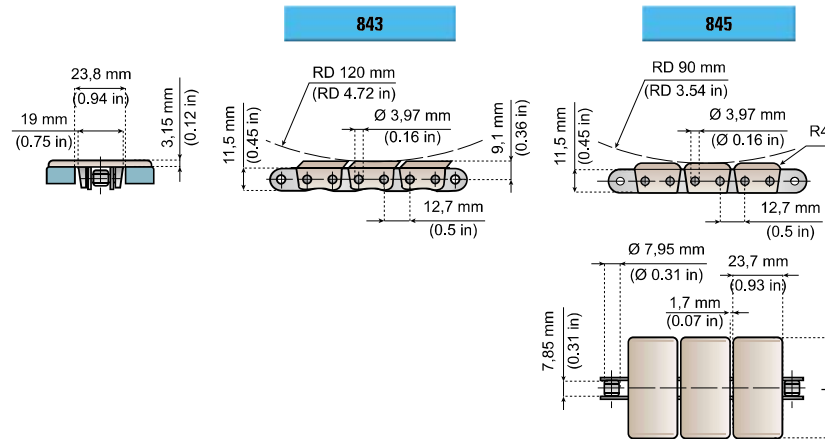


# 11460a

# 843 - 845

www.SystemPlastSmartGuide.com

## STRAIGHT RUNNING PLATE TOP CHAINS WITH BASE ROLLER (PITCH 1/2" - 12,7 mm)



### Advantages:

- High speed
- Low noise
- Small pitch
- Reduced chordal effect
- Reduced sprocket diameter
- Easy maintenance
- Plastic flights removable
- High loads

Note: ANSI 40 roller chain

ITEM DESCRIPTION	MATERIAL		BREAKING LOAD		WIDTH L		WEIGHT	
	ROLLER CHAIN	TOP PLATE	N	lbs	mm	in	Kg/m	lbs/ft.
LF845-K200	C45	LF Brown	16900	3800	50,8	2	0,9	0,6
LF845SS-K200	Austenitic		10690	2400	50,8	2	0,9	0,6
LF843-K100	C45		16900	3800	25,4	1	0,8	0,6
LF843-K125			31,8		1 1/4	0,8	0,6	
LF843-K138			34,9		1 3/8	0,8	0,6	
LF843-K144			36,5		1 7/16	0,8	0,6	
LF843-K200			50,8		2	0,9	0,6	
LF843-K325			82,5		3 1/4	1,0	0,7	
LF843SS-K100	Austenitic		10690	2400	25,4	1	0,8	0,6
LF843SS-K125			31,8		1 1/4	0,8	0,6	
LF843SS-K138			34,9		1 3/8	0,8	0,6	
LF843SS-K144			36,5		1 7/16	0,8	0,6	
LF843SS-K200			50,8		2	0,9	0,6	
LF843SS-K325			82,5		3 1/4	1,0	0,7	

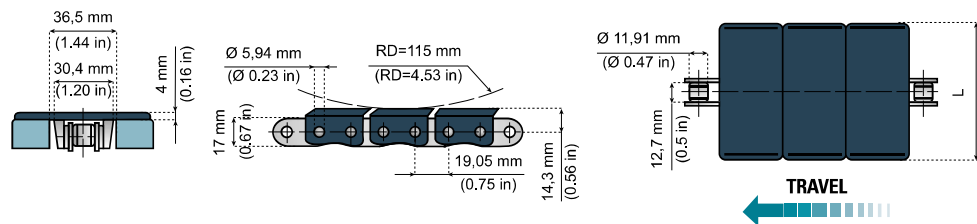


New  
**NG evo**

### NG® evo conveyor components made from engineered plastic resin

- Longer wearlife than acetal
- Lower friction than acetal
- Good chemical resistance
- High abrasion resistance
- It meets the requirement for materials as stated by EC1935/2004 and FDA CFR21 norms for direct food contact
- Less dust than with acetal chains
- More.....

## 863 STRAIGHT RUNNING PLATE TOP CHAINS WITH BASE ROLLER (PITCH 3/4" - 19,05 mm)



### Descriptions:

Combining the carrying capacity of a high quality base roller chain with the smoothness and flatness of the thermoplastic flights, allows for greater conveyor design freedom with these chains, increased conveyor lengths and faster speeds are possible.

Note: ANSI 60 roller chain

ITEM DESCRIPTION	MATERIAL		BREAKING LOAD		WIDTH L		WEIGHT	
	ROLLER CHAIN	TOP PLATE	N	lbs	mm	in	Kg/m	lbs/ft.
NGE863-K325	C45	NGE Grey Blue	38000	8550	82,5	3 1/4	2,1	1,4
NGE863-K450					114,3	4 1/2	2,2	1,5
NGE863-K600					152,4	6	2,5	1,7
NGE863-K750					190,5	7 1/2	2,7	1,8
NGE863SS-K325	Austenitic	NGE Grey Blue	30000	6750	82,5	3 1/4	2,1	1,4
NGE863SS-K450					114,3	4 1/2	2,2	1,5
NGE863SS-K600					152,4	6	2,5	1,7
NGE863SS-K750					190,5	7 1/2	2,7	1,8

Standard length: 240 pitches (10 ft. - 3,048 m) - 120 Flights

Breaking load according to standard ISO 4348 - DIN 8153

Chains & sprockets	Wear strips	Side guide brackets & accessories	Levelers	Engineering manual
Modular belts & sprockets	Chain & belt return systems	Frame & structure supports	Bearing supports	
Curves & tracks	Side guide solutions	Miscellaneous products	Equipment	

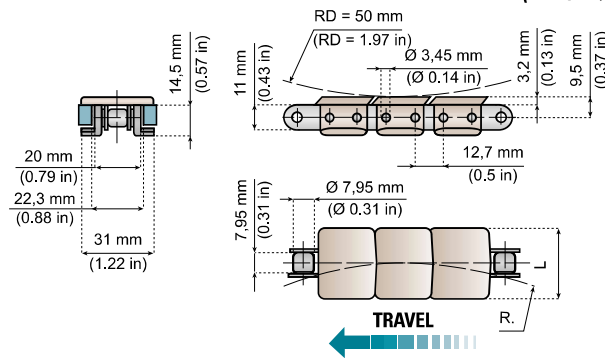



# 11470a

# 1843

www.SystemPlastSmartGuide.com

## SIDEFLEXING OVERLAPPING PLATE TOP CHAINS WITH BASE ROLLER (PITCH 1/2" - 12,7 mm)



### Nolu®-S curves

are strongly recommended with these chains!

### Advantages:

- Small pitch.
- Small sprocket diameter and chordal effect.
- Continuous flat conveying surface.

### Note:

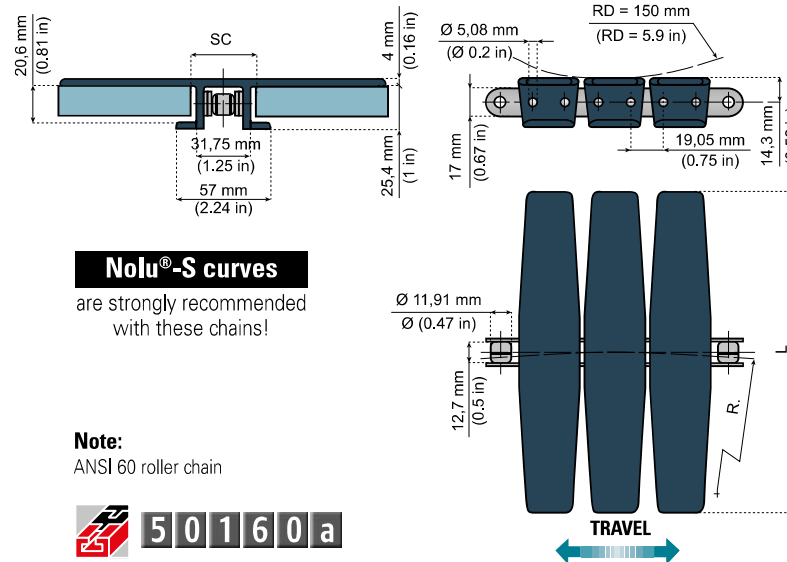
ANSI 40 roller chain

ITEM DESCRIPTION	MATERIAL		BREAKING LOAD		WIDTH L		R		WEIGHT	
	ROLLER CHAIN	TOP PLATE	N	lbs	mm	in.	mm	in.	Kg/m	lbs/ft.
LF1843TAB-K125	C45	LF Brown	13000	2930	31,8	1 ¼	254	10	0,7	0,5
LF1843TAB-K200					50,8	2			0,9	0,6
LF1843SS-TAB-K125	Austenitic	LF Brown	10000	2250	31,8	1 ¼	254	10	0,7	0,5
LF1843SS-TAB-K200					50,8	2			0,9	0,6

Standard length: 240 pitches (10 Ft - 3,048 m) - 120 flights

## 1873 TAB

### SIDEFLEXING PLATE TOP CHAINS WITH BASE ROLLER (PITCH 3/4" - 19,05 mm)



### Nolu®-S curves

are strongly recommended with these chains!

### Note:

ANSI 60 roller chain

# 50160a

Other versions 1873 TAB:

**VG Rubber top**



**GS Gripper**



**VG Neck Sterilizer**



### NG®evo conveyor components

made from engineered plastic resin

Longer wearlife than acetal

Lower friction than acetal

Good chemical resistance

High abrasion resistance

It meets the requirement for materials as stated by EC1935/2004 and FDA CFR21 norms for direct food contact

Less dust than with acetal chains

More.....

ITEM DESCRIPTION	MATERIAL		BREAKING LOAD		WIDTH L		R MIN.		SC				WEIGHT	
	ROLLER CHAIN	PLATE	N	lbs	mm	in.	mm	in.	STRAIGHT		CURVING		Kg/m	lbs/ft.
									mm	in.	mm	in.		
NGE1873TAB-K225	C45	NGE Grey Blue	27000	6080	57,1	2 ¼	380	15	33,3	1.3	35	1.38	2,0	1,3
NGE1873TAB-K325					82,5	3 ¼							2,1	1,4
NGE1873TAB-K450					114,3	4 ½							2,2	1,5
NGE1873TAB-K600					152,4	6							2,4	1,6
NGE1873TAB-K750					190,5	7 ½							2,6	1,7
NGE1873TAB-K1000					254,0	10							2,8	1,9
NGE1873TAB-K1200	Austenitic	NGE Grey Blue	21000	4730	304,8	12	610	24	33,3	1.3	35	1.38	3,0	2,0
NGE1873SS-TAB-K225					57,1	2 ¼							2,0	1,3
NGE1873SS-TAB-K325					82,5	3 ¼							2,1	1,4
NGE1873SS-TAB-K450					114,3	4 ½							2,2	1,5
NGE1873SS-TAB-K600					152,4	6							2,4	1,6
NGE1873SS-TAB-K750					190,5	7 ½							2,6	1,7
NGE1873SS-TAB-K1000	254,0	10	2,8	1,9										
NGE1873SS-TAB-K1200	304,8	12	3,0	2,01										

Standard length: 160 pitches (10 ft. - 3,048 m) - 80 flights

Breaking load according to standard ISO 4348 - DIN 8153

Chains & sprockets	Wear strips	Side guide brackets & accessories	Levelers	Engineering manual
Modular belts & sprockets	Chain & belt return systems	Frame & structure supports	Bearing supports	
Curves & tracks	Side guide solutions	Miscellaneous products	Equipment	

# 11490a

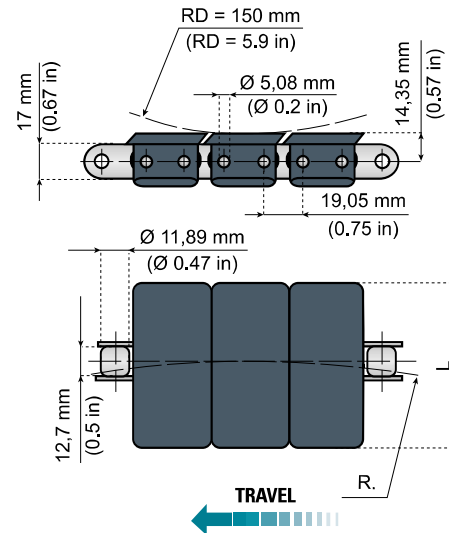
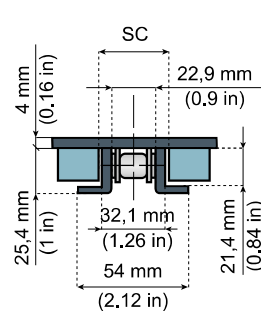
## 1863 TAB

www.SystemPlastSmartGuide.com

### SIDEFLEXING OVERLAPPING PLATE TOP CHAINS WITH BASE ROLLER (PITCH 3/4" - 19,05 mm)



New  
**NG**  
**evo**



**NG® evo** conveyor components  
made from engineered plastic resin

- Longer wearlife than acetal
- Lower friction than acetal
- Good chemical resistance
- High abrasion resistance
- It meets the requirement for materials as stated by EC1935/2004 and FDA CFR21 norms for direct food contact
- Less dust than with acetal chains
- More.....

**Advantages:**

- Overlapping flights reduce gap between flights and assure better product stability
- Improved safety because of the reduced flights gap on both the straight and curved sections of the conveyor
- Interchangeable with 1873 series

**Note:**  
ANSI 60 roller chain

ITEM DESCRIPTION	MATERIAL		BREAKING LOAD		WIDTH L		R MIN.		SC				WEIGHT	
	ROLLER CHAIN	PLATE	N	lbs	mm	in	mm	in	STRAIGHT		CURVING		Kg/m	lbs/ft.
									mm	in	mm	in		
NGE1863TAB-K225	C45	NGE Grey Blue	27000	6080	57,2	2 ¼	380	15	33,3	1.3	35	1.38	2,0	1.3
NGE1863TAB-K325					82,5	3 ¼								
NGE1863SS-TAB-K225	Austenitic	NGE Grey Blue	21000	4730	57,2	2 ¼	380	15	33,3	1.3	35	1.38	2,0	1.3
NGE1863SS-TAB-K325					82,5	3 ¼								

**Standard length:** 160 pitches (10 ft. - 3,048 m) - 80 Flights

Breaking load according to standard ISO 4348 - DIN 8153

Chains & sprockets	Wear strips	Side guide brackets & accessories	Levelers	Engineering manual
Modular belts & sprockets	Chain & belt return systems	Frame & structure supports	Bearing supports	
Curves & tracks	Side guide solutions	Miscellaneous products	Equipment	

**SHAFT SIZE:**

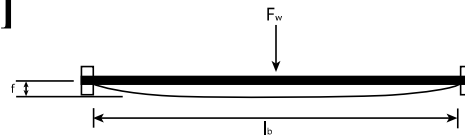
**THE SHAFT MUST FULFILL THE FOLLOWING CONDITIONS:**

- Maximum shaft deflection  $F_{max}$  under full load ( $F_w$ ) is 2,5 mm (0.10 in). If the calculated shaft deflection exceeds this max value, select a bigger shaft size or install an intermediate supported bearing on the shaft.
- Torque (**Ts**) at maximum load must be below critical value;  
Shaft maximum deflection under concentrated load applied in the center can be calculated with following formula:

**2 BEARINGS**

$$f = \frac{5}{384} * F_w \frac{l_b^3}{E * I} \text{ [mm]: } F_w \text{ [N], } l_b \text{ [mm], } I \text{ [mm}^4\text{], } E \left[ \frac{\text{N}}{\text{mm}^2} \right]$$

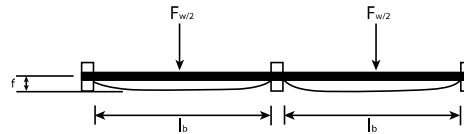
$$f = \frac{5}{384} * F_w \frac{l_b^3}{E * I} \text{ [in]: } F_w \text{ [lb], } l_b \text{ [in], } I \text{ [in}^4\text{], } E \left[ \frac{\text{lb}}{\text{in}^2} \right]$$



**3 BEARINGS**

$$f = \frac{1}{370} * F_w \frac{l_b^3}{E * I} \text{ [mm]: } F_w \text{ [N], } l_b \text{ [mm], } I \text{ [mm}^4\text{], } E \left[ \frac{\text{N}}{\text{mm}^2} \right]$$

$$f = \frac{1}{370} * F_w \frac{l_b^3}{E * I} \text{ [in]: } F_w \text{ [lb], } l_b \text{ [in], } I \text{ [in}^4\text{], } E \left[ \frac{\text{lb}}{\text{in}^2} \right]$$



For uni-directional head drive  $F_w = T$ ,

For bi-directional center drive  $F_w = 2 * T$ ,

For uni-directional pusher drives  $F_w = 2.2 * T$ ,

For modulus of elasticity (E) use: 200,000 N/mm<sup>2</sup> or 28,500,000 lb/in<sup>2</sup>. Values are for carbon steel (C50) or stainless steel AISI 304/316. Modulus of elasticity for other materials can be referenced via industry standards.

MOMENT OF INERTIA FOR SOLID SHAFTS (I)			
SHAFT SIZE		INERTIA	
mm	in.	mm <sup>4</sup>	in <sup>4</sup>
<b>SQUARE SHAFTS</b>			
25	-	32552	-
40	-	213333	-
60	-	1080000	-
90	-	5467500	-

Moment of inertia can be calculated for all shaft diameter and shape. It's a geometrical property of the shaft.

MOMENT OF INERTIA FOR SOLID SHAFTS (I)			
SHAFT SIZE		INERTIA	
mm	in.	mm <sup>4</sup>	in <sup>4</sup>
<b>ROUND SHAFTS</b>			
20	-	7850	-
25	-	19150	-
30	-	39750	-
35	-	73650	-
40	-	125600	-
45	-	201200	-
50	-	306650	-
55	-	449000	-
60	-	635850	-
80	-	2009600	-
90	-	3220000	-
-	1	-	0.049
-	1.1875	-	0.098
-	1.25	-	0.120
-	1.4375	-	0.210
-	1.5	-	0.248



Chains & sprockets	Wear strips	Side guide brackets & accessories	Levelers	Engineering manual
Modular belts & sprockets	Chain & belt return systems	Frame & structure supports	Bearing supports	
Curves & tracks	Side guide solutions	Miscellaneous products	Equipment	



◀ back continue ▶

Bearing mounting.  
Go to:  
**7 3 0 5 2 a**

**BEARING CALCULATIONS FOR SERIES UC AND UF:**

**STATIC LOAD CALCULATION:**

In case the bearing is loaded without rotating, very slowly rotating or is making a slow oscillating movement, the bearing power is not determined by the fatigue life of the material but by the deformation of the rollers and the groove. This calculation is also valid if at a fraction of the rotation a shock load is present.

$$P_0 = X_0 * F_r + Y_0 * F_a = 0.6 * F_r + 0.5 * F_a$$

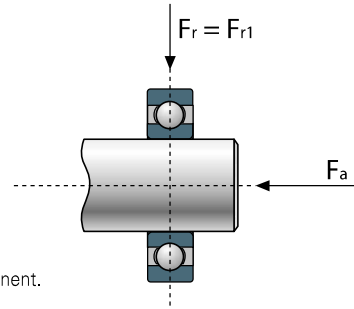
$P_0$  equivalent static load [N];

$X_0$  radial static factor;

$F_r$  radial load [N];

$Y_0$  axial static factor;

$F_a$  axial load [N];



$P_0$  is calculated when there is not only a radial component in the load but also an axial component.

When the load on the bearing is strictly radial the equivalent static load  $P_0 = F_r$ .

The minimum static load coefficient  $C_0$  is calculated while taking into account the static safety factor  $S_0$ .

Then in the bearing tables the right size bearing can be found checking the  $C_a$ .

$$C_0 = S_0 * P_0$$

$C_0$  static load coefficient in [N]

$S_0$  static safety factor;

- $S_0 = 1$  for normal circumstances,
- $= 1.5$  when vibrations are involved and
- $= 2 - 2.5$  for noiseless applications.

**DYNAMIC LOAD CALCULATION:**

For normal circumstances, the dynamic load coefficient is calculated and compared to the equivalent dynamic load to determine the theoretical service life of the bearing. The calculated service life is then compared to the standard for the application and industry.

$$L_{10} = \left( \frac{C}{P} \right)^3$$

$L_{10}$  = nominal life time in millions of revolutions  
 $C$  = dynamic load coefficient in [N]  
 $P$  = equivalent dynamic load [N]

When bearings run at constant speed, their life can be determined in working hours:

$$L_{10h} = \frac{1.000.000}{60n} * \left( \frac{C}{P} \right)^3$$

$L_{10h}$  = life in hours.  
 $n$  = speed [rpm].

When the load on the bearing is strictly radial the equivalent dynamic load  $P = F_r$ .

When there's also an axial load involved the equivalent dynamic load is:

$$P = X * F_r + Y * F_a$$



◀ back continue ▶

**7 3 5 4 2 a** Bearing selection

**7 3 5 2 2 a** Pressure of accumulation products

**7 3 5 2 8 a** 2500RR calculations

**7 3 5 1 5 a** Product handling

**7 3 5 2 4 a** 90° product transfer with belts

**7 3 5 3 3 a** 2253RTC calculations

**7 3 5 1 9 a** Product handling maximum acceleration

**7 3 5 2 6 a** Thermal expansion

**7 3 5 7 8 a** Coefficient of friction of standard materials





Chains & sprockets	Wear strips	Side guide brackets & accessories	Levelers	Engineering manual
Modular belts & sprockets	Chain & belt return systems	Frame & structure supports	Bearing supports	
Curves & tracks	Side guide solutions	Miscellaneous products	Equipment	

**7 3 5 4 9 a**

**BEARING AND SHAFT**

**BEARING**



◀ back continue ▶

**X** radial dynamic factor;

**Y** axial dynamic factor;

The axial force only influences the equivalent dynamic load when  $F_a / F_r > E$

Bearing mounting.  
Go to:

**7 3 0 5 2 a**

CALCULATION FACTORS					
$F_a / C_0$	E	$F_a / F_r < E$		$F_a / F_r > E$	
		X	Y	X	Y
0.025	0.22	1	0	0.56	2
0.04	0.24	1	0	0.56	1.8
0.07	0.27	1	0	0.56	1.6
0.13	0.31	1	0	0.56	1.4
0.25	0.37	1	0	0.56	1.2
0.5	0.44	1	0	0.56	1

**THE AXIAL LOAD SHOULD NEVER EXCEED 20% OF THE DYNAMIC LOAD COEFFICIENT (C).**

**INDICATIVE SPEED FOR SHAFT TOLERANCES:**

SHAFT DIAMETER		SHAFT TOLERANCES				
		h6	h7	h8	h9	h11
Limiting speeds - Shaft tolerance						
mm	in.	RPM				
Ø12	-	9500	6000	4300	1500	950
Ø15	-	9500	6000	4300	1500	950
Ø16	-	9500	6000	4300	1500	950
Ø17	-	9500	6000	4300	1500	950
Ø20	-	8500	5300	3800	1300	850
Ø25	-	7000	4500	3200	1000	700
Ø30	-	6300	4000	2800	900	630
Ø35	-	5300	3400	2200	750	530
Ø40	-	4800	3000	1900	670	480
-	Ø1	7000	4500	3200	1000	700
-	Ø1 3/16	6300	4000	2800	900	630
-	Ø1 1/4	5600	3600	2500	800	550
-	Ø1 7/16	5300	3400	2200	750	530
-	Ø1 1/2	5000	3100	2000	700	500



**MATERIALS AND CALCULATIONS - General index 7 3 5 1 0 a -**

◀ back continue ▶

**7 3 5 4 2 a** Bearing selection

**7 3 5 2 2 a** Pressure of accumulation products

**7 3 5 2 8 a** 2500RR calculations

**7 3 5 1 5 a** Product handling

**7 3 5 2 4 a** 90° product transfer with belts

**7 3 5 3 3 a** 2253RTC calculations

**7 3 5 1 9 a** Product handling maximum acceleration

**7 3 5 2 6 a** Thermal expansion

**7 3 5 7 8 a** Coefficient of friction of standard materials



Chains & sprockets	Wear strips	Side guide brackets & accessories	Levelers	Engineering manual
Modular belts & sprockets	Chain & belt return systems	Frame & structure supports	Bearing supports	
Curves & tracks	Side guide solutions	Miscellaneous products	Equipment	



◀ back

**MAXIMUM RADIAL LOAD CAPACITY OF HOUSING:**

Values indicated in the table below, are obtained at 23°C. Value indicated: N, Values of polyamide version (values of polypropylene version in brackets), For further information please consult System Plast® SmartGuide® pages regarding bearing type you are interested in,

Series SQL ø mm				
12-15-16-17	6500	(-)	6000	(-)
20	5800	(-)	5300	(-)

Series UC FH/UC FH-R ø mm				
12-15-16-17	6500	(-)	7000	(-)
20	7000	(-)	7500	(-)
25	7500	(-)	8000	(-)
30	8000	(-)	8800	(-)
35	8500	(-)	9000	(-)

Bearing mounting. Go to:

**7 3 0 5 2 a**

Series UC FL/UC FL-W ø mm				
20	6900	(3200)	7500	(3500)
25	6750	(2950)	7200	(3000)
30	12000	(5800)	13000	(6000)
35	11000	(5300)	12800	(6000)
40	10800	(5100)	12850	(5800)

Series UC FQ/UC FQ-R ø mm				
12-15-16-17	12000	(-)	12000	(-)
20	12500	(-)	11500	(-)
25	12500	(-)	11500	(-)
30	12800	(-)	11000	(-)
35	12300	(-)	10500	(-)
40	12000	(-)	10000	(-)

Series UC PA/UC PA-R ø mm						
20	6500	(3000)	2000	(1000)	4000	(1600)
25	7800	(3200)	2500	(1400)	4800	(1800)
30	11000	(4000)	2900	(1500)	5700	(2000)

Series UC T/UC T-R ø mm						
20	7800	(3200)	2500	(1400)	4800	(1800)
25	6500	(3000)	2000	(1000)	4000	(1600)
30	12000	(5500)	3500	(1800)	6000	(2400)
35	10000	(3600)	2900	(1500)	5500	(2000)

Series UC FG/UC FG-R ø mm				
20	12000	(-)	10000	(-)
25	12500	(-)	11000	(-)
30	12800	(-)	11500	(-)

Series UC HE/UC HE-R ø mm						
20	10000	(3600)	2500	(1400)	4800	(1800)
25	8500	(3200)	2000	(1000)	4000	(1600)
30	14000	(6500)	3500	(1800)	6000	(2400)
35	12000	(5500)	2900	(1500)	5500	(2000)

Series UC FA/UC FA-R ø mm						
20	8000	(-)	2000	(-)	2500	(-)
25	8500	(-)	3000	(-)	3000	(-)
30	9000	(-)	3500	(-)	3500	(-)



◀ back

**7 3 5 4 2 a** Bearing selection

**7 3 5 2 2 a** Pressure of accumulation products

**7 3 5 2 8 a** 2500RR calculations

**7 3 5 1 5 a** Product handling

**7 3 5 2 4 a** 90° product transfer with belts

**7 3 5 3 3 a** 2253RTC calculations

**7 3 5 1 9 a** Product handling maximum acceleration

**7 3 5 2 6 a** Thermal expansion

**7 3 5 7 8 a** Coefficient of friction of standard materials

Chains & sprockets	Wear strips	Side guide brackets & accessories	Levelers	Engineering manual
Modular belts & sprockets	Chain & belt return systems	Frame & structure supports	Bearing supports	
Curves & tracks	Side guide solutions	Miscellaneous products	Equipment	

7 3 5 6 0 a

**STEEL CHAIN MATERIALS**

**MATERIALS**



continue ►

Index chains.  
Go to product page:

1 1 0 1 0 a

**C45**



**CARBON STEEL: S AND SR**

C45 steel material allows a higher yield load capability than stainless steel but is not corrosion resistant, thus only suitable for dry environments. Oil lubrication may be necessary to reduce rust and drag. The through hardened plate material provides a uniform hardness and a high abrasion resistance.

**FEATURES:**

- Surface hardness: 44 HRC

**BENEFITS:**

- High mechanical strength
- High abrasion resistance

**STANDARD**



**STANDARD STAINLESS STEEL: SS AND SSL**

AISI 430 Stainless steel material with good mechanical characteristics and corrosion resistance. An economical option for many conveying applications.

Lower load and lower wear resistance capability than our higher grade stainless steel materials.

**FEATURES:**

- Standard stainless steel

**BENEFITS:**

- Food grade
- Economical solution

**EXTRA PLUS**



**EXTRA PLUS STAINLESS STEEL: SSE, SSSR, SSEL AND SPSP**

High performance stainless steel, specially developed for high speed and heavy-duty application. Offers excellent corrosion resistance and surface hardness.

**FEATURES:**

- Surface hardness of HRC 26-30
- Extremely flat and smooth surface finish
- High corrosion and wear resistance
- Highest ultimate yield loading capability

**BENEFITS:**

- Food grade
- Typically used in glide liners and pressureless combiners and very long conveyors
- For improved product stability

**AUSTENITIC**



**AUSTENITIC STAINLESS STEEL: SSA**

AISI 304 Austenitic stainless steel which offers high corrosion and acid resistance properties.

**FEATURES:**

- Stainless steel with 18% chrome and 8% nickel

**BENEFITS:**

- Food grade
- High corrosion and acid resistance material

HIGH STRENGTH	FOOD GRADE	MEDIUM HIGH SPEED	VERY HIGH SPEED	CORROSION RESISTANCE	CHEMICAL RESISTANCE



**MATERIALS AND CALCULATIONS - General index** 7 3 5 1 0 a -

continue ►

7 3 5 7 3 a Nolu®-S parts

7 3 5 7 8 a Coefficient of friction of standard materials

7 3 5 8 6 a Chemical resistance of standard materials

7 3 5 7 6 a Storage of plastic chains and belts & RoHS

7 3 5 8 0 a Coefficient of friction - Measurement procedure

7 3 5 8 8 a Application temperatures



Chains & sprockets	Wear strips	Side guide brackets & accessories	Levelers	Engineering manual
Modular belts & sprockets	Chain & belt return systems	Frame & structure supports	Bearing supports	
Curves & tracks	Side guide solutions	Miscellaneous products	Equipment	



**7 3 5 6 1 a PIN MATERIALS FOR STEEL AND PLASTIC CHAINS MATERIALS**

◀ back continue ▶

**SPM**

**STANDARD PIN MATERIAL**

Special stainless steel with higher tensile strength and improved surface hardness. These pins are offered as standard in most stainless steel and plastic chains.



**FEATURES:**

- High wear, corrosion and acid resistance

**BENEFITS:**

- Longer wear life

**HB**

**SPECIAL PIN MATERIAL**

Vacuum hardened stainless steel with exceptionally high wear resistance characteristics, good corrosion and chemical resistance, for high speed and or abrasive applications with steel chain.



Pin wear is the main contributing factor in chain elongation.

Due to their extraordinary hardness, HB pins offer a much better resistance against mechanical/abrasive wear and thus extended service life of chain.

HB (Harten Bolzen) pins are recommended for the following operating conditions and applications:

- Abrasive environment (e.g. crate and bottle conveyors)
- Short conveyors running at high speed (e.g. filler area, inspector sections, pressure less combiners)
- High load applications (e.g. accumulation area, full crate conveyors, full bottle accumulation tables, keg lines)

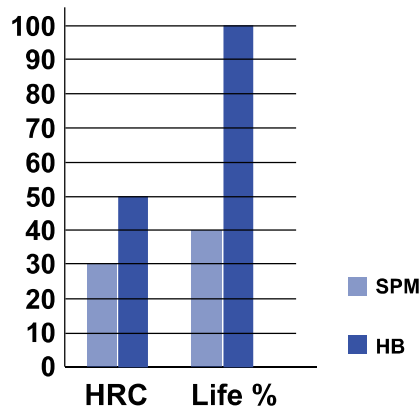
**FEATURES:**

- Hardness > HRC 48

**BENEFITS:**

- Ultimate abrasion resistance
- Outstanding wear life
- Wear resistance twice of standard pin

**SPECIAL PIN MATERIAL HB vs STANDARD PIN MATERIAL SPM**



HIGH STRENGTH	VERY HIGH SPEED	CORROSION RESISTANCE	CHEMICAL RESISTANCE



**MATERIALS AND CALCULATIONS - General index 7 3 5 1 0 a -**

◀ back continue ▶

**7 3 5 7 3 a Nolu®-S parts**

**7 3 5 7 8 a Coefficient of friction of standard materials**

**7 3 5 8 6 a Chemical resistance of standard materials**

**7 3 5 7 6 a Storage of plastic chains and belts & RoHs**


**7 3 5 8 0 a Coefficient of friction - Measurement procedure**

**7 3 5 8 8 a Application temperatures**



Chains & sprockets	Wear strips	Side guide brackets & accessories	Levelers	Engineering manual
Modular belts & sprockets	Chain & belt return systems	Frame & structure supports	Bearing supports	
Curves & tracks	Side guide solutions	Miscellaneous products	Equipment	

**7 3 5 6 2 a PIN MATERIALS FOR STEEL AND PLASTIC CHAINS MATERIALS**



◀ back continue ▶

**PPM**



**PLASTIC PIN MATERIAL**

Special reinforced acetal resin. For plastic chains only.

**FEATURES:**

- Optimum strength

**BENEFITS:**

- Ultimate abrasion resistance
- Outstanding wear life
- Suitable for metal detection applications

**FPM**



**FERRITIC STEEL PIN MATERIAL FOR MAGNETIC CHAINS**

Ferritic Stainless-Steel pin is used for magnetic side-flexing chains. This material offers a great retention force in combination with magnetic curve.

**FEATURES:**

- High wear resistance

**BENEFITS:**

- Optimum retention force
- Longer wear life

SUITABLE FOR METAL DETECTION APPLICATION	MAGNETIC



**MATERIALS AND CALCULATIONS - General index 7 3 5 1 0 a -**

◀ back continue ▶

**7 3 5 7 3 a Nolu®-S parts**

**7 3 5 7 8 a Coefficient of friction of standard materials**

**7 3 5 8 6 a Chemical resistance of standard materials**

**7 3 5 7 6 a Storage of plastic chains and belts & RoHS**

**7 3 5 8 0 a Coefficient of friction - Measurement procedure**

**7 3 5 8 8 a Application temperatures**



Chains & sprockets	Wear strips	Side guide brackets & accessories	Levelers	Engineering manual
Modular belts & sprockets	Chain & belt return systems	Frame & structure supports	Bearing supports	
Curves & tracks	Side guide solutions	Miscellaneous products	Equipment	

**7 3 5 6 3 a** **PLASTIC CHAIN AND BELT MATERIALS**  
**MATERIALS**



◀ back continue ▶

**LF**

**LOW FRICTION ACETAL RESIN**

This material is commonly used in the market and offers an improved coefficient of friction. It is also suitable for use in high speed applications.

**LFG**

**Plastic Chain Color:** Light Brown (LF), Dark Grey (LFG) or White (LFW)

**LFB**

**Plastic Belt Color:** Grey (LFG); Blue (LFB); white (LFW)

**LFW**

**FEATURES:**

- Optimum strength and wear life

**BENEFITS:**

- Food grade



Index chains.  
Go to:

**1 1 0 1 0 a**

Index plastic belts.  
Go to:

**3 0 0 1 0 a**

**NG®evo**

**NG®evo conveyor components made from engineered plastic resin**

Extra performance PBT with lowest coefficient of friction in our range, resulting in good strength and optimum wear resistance, reduced plate wear and reduced pitch elongation.

Available exclusively from Regal® System Plast® product.

**Color:** Grey Blue

**FEATURES:**

- Optimum strength and wear life
- Lowest coefficient of friction
- Optimum abrasive resistance
- Higher operating temperature in dry conditions

**BENEFITS:**

- Food grade
- High speed application
- Dry running application



HIGH STRENGTH	FOOD GRADE	MEDIUM HIGH SPEED	VERY HIGH SPEED	VERY LOW COEFFICIENT OF FRICTION



**MATERIALS AND CALCULATIONS - General index** **7 3 5 1 0 a** -

◀ back continue ▶

**7 3 5 7 3 a** Nolu®-S parts

**7 3 5 7 8 a** Coefficient of friction of standard materials

**7 3 5 8 6 a** Chemical resistance of standard materials

**7 3 5 7 6 a** Storage of plastic chains and belts & RoHS

**7 3 5 8 0 a** Coefficient of friction - Measurement procedure


**7 3 5 8 8 a** Application temperatures



Chains & sprockets	Wear strips	Side guide brackets & accessories	Levelers	Engineering manual
Modular belts & sprockets	Chain & belt return systems	Frame & structure supports	Bearing supports	
Curves & tracks	Side guide solutions	Miscellaneous products	Equipment	

**7 3 5 6 5 a SPECIAL PLASTIC CHAIN AND BELT MATERIALS MATERIALS**

On request and for adequate quantities belts may be produced in other materials such as:



◀ back continue ▶

Index belts.  
Go to:

**3 0 0 1 0 a**

**AS**



**ANTI-STATIC ACETAL RESIN**

Anti-static acetal material with improved surface conductivity for greater protection against static electrical discharges.

**Color:** Black (AS)

**FEATURES:**

- Antistatic

**BENEFITS:**

- Dissipates nuisance static build-up

**HT**



**HIGH TEMPERATURE RESISTANT**

Polyamide material based for high temperature applications up to 140°C.

**Color:** Natural white

**BENEFITS:**

- High temperature resistance
- Food grade

**XT**



**EXTRA TEMPERATURE**

This material with fiber glass-reinforced offers an excellent heat and chemical resistance for belt/chain and a good load capacity in respect to other materials. XT is suitable for extra high temperature applications up to 240° C.

**Color:** Beige

**BENEFITS:**

- Very high temperature up to 240°C

**PP**

**PPW**



**CHEMICAL RESISTANCE**

For belts: polypropylene material for greater chemical and temperature resistance. Polypropylene has lower mechanical strength than acetal. For belts (PP) the pins and clips are also made of Polypropylene.

**Color:** Beige (PP), White (PPW).

**BENEFITS:**

- Food grade
- Higher temperature resistance
- Optimum chemical resistance

**PPG**

**PPLG**



**HIGH STABILIZED HOMOPOLYMER**

For belts: Polypropylene material for a greater chemical and temperature resistance. This Polypropylene is a high stabilized homopolymer, combining high impact strength and stiffness. It has been developed especially for high detergent resistance and heat stability. Apart from pasteurizers, this material is also used in industrial washing machines, heat exchangers and dishwashers.

**Color:** Dark Grey (PPG), Light Grey (PPLG).

**BENEFITS:**

- Food grade
- Higher temperature resistance
- Optimum chemical resistance

**CR**



For chains: reinforced polypropylene material for greater acid and chemical resistance. Polypropylene has lower mechanical strength than acetal. **Reinforced PP is not food grade.**

**Color:** White (CR, for chains only)

**Special colours**

On request and for adequate quantities, chains and belts may be produced in other colours.

FOOD GRADE	ANTISTATIC	HIGH TEMPERATURE RESISTANCE	VERY HIGH TEMPERATURE RESISTANCE	CHEMICAL RESISTANCE



**MATERIALS AND CALCULATIONS - General index 7 3 5 1 0 a -**

◀ back continue ▶

**7 3 5 7 3 a Nolu®-S parts**

**7 3 5 7 8 a Coefficient of friction of standard materials**

**7 3 5 8 6 a Chemical resistance of standard materials**

**7 3 5 7 6 a Storage of plastic chains and belts & RoHS**

**7 3 5 8 0 a Coefficient of friction - Measurement procedure**

**7 3 5 8 8 a Application temperatures**



Chains & sprockets	Wear strips	Side guide brackets & accessories	Levelers	Engineering manual
Modular belts & sprockets	Chain & belt return systems	Frame & structure supports	Bearing supports	
Curves & tracks	Side guide solutions	Miscellaneous products	Equipment	

**7 3 5 6 6 a SPECIAL PLASTIC CHAIN AND BELT MATERIALS**


**PP-FR-EC**



**FLAME RETARDANT, ELECTRICALLY CONDUCTIVE POLYPROPYLENE**

Flammability according to UL94 is classified as V0. Due to the very low surface resistivity, this material can be considered electrically conductive.

**Colour:** Black.



◀ back continue ▶

**Special colours**

On request and for adequate quantities, chains and belts may be produced in other colours.

FLAME RETARDANT	ELECTRICALLY CONDUCTIVE



**MATERIALS AND CALCULATIONS - General index 7 3 5 1 0 a -**

◀ back continue ▶

**7 3 5 7 3 a Nolu®-S parts**

**7 3 5 7 8 a Coefficient of friction of standard materials**

**7 3 5 8 6 a Chemical resistance of standard materials**

**7 3 5 7 6 a Storage of plastic chains and belts & RoHS**

**7 3 5 8 0 a Coefficient of friction - Measurement procedure**

**7 3 5 8 8 a Application temperatures**

Chains & sprockets	Wear strips	Side guide brackets & accessories	Levelers	Engineering manual
Modular belts & sprockets	Chain & belt return systems	Frame & structure supports	Bearing supports	
Curves & tracks	Side guide solutions	Miscellaneous products	Equipment	



**7 3 5 6 8 a** **PIN MATERIALS FOR BELTS**  
**MATERIALS**

◀ back continue ▶

Index belts.  
Go to:

**3 0 0 1 0 a**

**PBT**

**PBT**

Most commonly used pin material in System Plast® belts. This material offers a high abrasion resistance as well as a low noise operation.

**POM**

**POM**

Polyacetal pins are used in System Plast® belts. This pin material gives optimum strength.

**PP**

**PP**

Polypropylene pins are used in all belts made of PP material. The pin material is adapted to the high temperature and high chemical resistance of the belt material.

**SS**

**SS**

Ferritic stainless steel pin is used for side-flexing belt 2120M. This material offers a great retention force in combination with magnetic curve.



**MATERIALS AND CALCULATIONS - General index** **7 3 5 1 0 a -**

◀ back continue ▶

**7 3 5 7 3 a** Nolu®-S parts

**7 3 5 7 8 a** Coefficient of friction of standard materials

**7 3 5 8 6 a** Chemical resistance of standard materials

**7 3 5 7 6 a** Storage of plastic chains and belts & RoHS

**7 3 5 8 0 a** Coefficient of friction - Measurement procedure

**7 3 5 8 8 a** Application temperatures

Chains & sprockets	Wear strips	Side guide brackets & accessories	Levelers	Engineering manual
Modular belts & sprockets	Chain & belt return systems	Frame & structure supports	Bearing supports	
Curves & tracks	Side guide solutions	Miscellaneous products	Equipment	



◀ back

**7 3 5 7 0 a RUBBER MATERIALS MATERIALS**

**TPR**

**TPR (SEBS)**

TPR is used for VG chains and belts and for plastic gripper chains. TPR is a SEBS type rubber, which assures an optimum bonding on the plastic base material.  
Mechanical properties data available on MDS.

**NBR**

**NBR**

NBR rubber is used for our gripper chains serie 1874.  
It offers a soft grip and a good resistance against oils.

**EPDM**

**EPDM**

EPDM rubber is used for our gripper chains.  
It offers good weather and chemical resistance, although contact with oils, gasoline and concentrated acids must be avoided.

**EPDM-PP**

**EPDM-PP**

EPDM-PP rubber is used for our gripper chains.  
It offers improved chemical resistance and can be used at higher temperatures.  
Resistance against steam is good.



**MATERIALS AND CALCULATIONS - General index 7 3 5 1 0 a -**

◀ back

**7 3 5 7 3 a Nolu®-S parts**

**7 3 5 7 8 a Coefficient of friction of standard materials**

**7 3 5 8 6 a Chemical resistance of standard materials**

**7 3 5 7 6 a Storage of plastic chains and belts & RoHS**

**7 3 5 8 0 a Coefficient of friction - Measurement procedure**

**7 3 5 8 8 a Application temperatures**



Chains & sprockets	Wear strips	Side guide brackets & accessories	Levelers	Engineering manual
Modular belts & sprockets	Chain & belt return systems	Frame & structure supports	Bearing supports	
Curves & tracks	Side guide solutions	Miscellaneous products	Equipment	



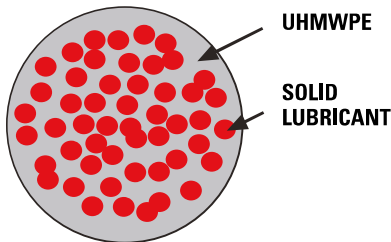
continue ►

**7 3 5 7 3 a**

**NOLU®-S  
MATERIALS**

**WHAT ARE NOLU PLASTICS?**

Nolu® plastic parts are made with Regal's exclusive compounds of UHMWPE and solid lubricants/unique ingredients. They provide reduced coefficients of friction while maintaining the characteristics of UHMWPE. Our featured component brands are Nolu-S, Nolu-SR and Nolu-SX.



**NOLU®-S**

Nolu-S parts are made with a blend of UHMWPE and other dry lubricants that maintain good wear characteristics while significantly reducing coefficient of friction. Its unique self-lubricating properties make it ideal for applications requiring reduced friction and noise reduction.



**FEATURES:**

- RAM extruded or machined
- Very low coefficient of friction material flow
- High-impact strength
- Chemical resistant with minimal moisture absorption
- The Nolu®-S parts ingredients comply with EU and FDA food regulations
- Noise suppressant
- Easy to machine - most general power tools are sufficient

**BENEFITS:**

- Extends the life of mating surfaces
- Reduce surface marring and damage
- Reduces energy consumption
- Minimizes product pulsation on conveyors
- Low noise operation



**MATERIALS AND CALCULATIONS - General index** **7 3 5 1 0 a -**

continue ►

**7 3 5 6 0 a** Steel chain materials

**7 3 5 7 8 a** Coefficient of friction of standard materials

**7 3 5 8 6 a** Chemical resistance of standard materials

**7 3 5 7 6 a** Storage of plastic chains and belts & RoHs

**7 3 5 8 0 a** Coefficient of friction - Measurement procedure

**7 3 5 8 8 a** Application temperatures

Chains & sprockets	Wear strips	Side guide brackets & accessories	Levelers	Engineering manual
Modular belts & sprockets	Chain & belt return systems	Frame & structure supports	Bearing supports	
Curves & tracks	Side guide solutions	Miscellaneous products	Equipment	




◀ back

**7 3 5 7 4 a** **NOLU®-S PARTS MATERIALS**

**NOLU®-SR PARTS**

Nolu-SR parts have the same unique self-lubricating properties as Nolu®-S parts, however, they are made with additional proprietary ingredients. These unique ingredients increase the hardness of the material, providing superior wear resistance as compared to standard UHMWPE. Benefits of Nolu-SR parts include high wear resistance, extended wear life, minimization of product pulsation and low noise.

**FEATURES:**




- RAM extruded or machined
- Superior wear resistance - greater than standard virgin or repro material
- Low coefficient of friction - promotes material flow
- High-impact strength
- The Nolu-SR parts are made with ingredients that comply with EU and FDA regulations
- Chemical resistant with minimal moisture absorption
- Easy to machine - most general power tools are sufficient

**BENEFITS:**

- Even greater wear resistance
- Extends the life of mating surfaces
- Reduce surface marring and damage
- Reduces conveyor chain loads
- Reduces energy consumption
- Reduces product pulsation on conveyors
- Low noise operation
- Suitable for running dry at higher speed

**NOLU®-SX PARTS**



Nolu-SX parts has the same unique self-lubricating properties as Nolu-SR parts; however, Nolu-SX parts has a material blend that reduces the thermal expansion characteristics of the material. The thermal expansion is reduced up to 40% compared to standard UHMWPE products, making it the ideal material for neck guides.

Nolu plastics should be stored at room temperature between 50°F (10°C) and 104°F (40°C) to prevent premature aging of the material. They should also be stored in a manner to prevent distortion. Regular cleaning is also recommended with warm water and soap agents with a pH value of 4.5 to 9.0. For more technical information regarding Nolu parts, please contact our Application Engineering Group.



**MATERIALS AND CALCULATIONS - General index 7 3 5 1 0 a -**

◀ back

**7 3 5 6 0 a** Steel chain materials

**7 3 5 7 8 a** Coefficient of friction of standard materials

**7 3 5 8 6 a** Chemical resistance of standard materials

**7 3 5 7 6 a** Storage of plastic chains and belts & RoHs

**7 3 5 8 0 a** Coefficient of friction - Measurement procedure

**7 3 5 8 8 a** Application temperatures



Chains & sprockets	Wear strips	Side guide brackets & accessories	Levelers	Engineering manual
Modular belts & sprockets	Chain & belt return systems	Frame & structure supports	Bearing supports	
Curves & tracks	Side guide solutions	Miscellaneous products	Equipment	



**7 3 5 7 5 a CURVE, WEARSTRIPS, SIDE GUIDE, SPROCKETS AND RETURN ROLLER**

**MATERIALS**

**CURVES, WEARSTRIPS AND SIDE GUIDE MATERIALS**

**UHMWPE GREEN**

**ULTRA-HIGH MOLECULAR WEIGHT POLYETHYLENE (UHMWPE)**

This Polyethylene polymer with extremely high molecular weight has several unique properties such as high abrasion resistance, impact strength and low coefficient of friction. The UHMWPE are used for our side guide profiles, curves and wearstrips.

**UHMWPE BLACK**

**UHMWPE WHITE**

**UHMWPE WATER BLUE**

**UHMWPE-AS BLACK**

**ANTISTATIC ULTRA-HIGH MOLECULAR WEIGHT POLYETHYLENE (UHMWPE-AS)**

This PE polymer with extremely high molecular weight has several unique properties such as good wear resistance, good impact strength, good sliding and antistatic properties. These properties make the material suitable for curves and straight tracks.

Surface Resistivity:  $10^3 - 10^4 \Omega$  ; Volume Resistivity:  $10^3 - 10^4 \Omega.cm$ .

**NOLU®-CP**

**NOLU®-CP PARTS**

Nolu-CP parts are made with Regal's exclusive compounds of UHMWPE and micro glass beads. Curves and neck guide made with this material are the most suitable for abrasive working conditions.

**POM - GREEN**

**POM-ACETAL**

**POM - WHITE**

This polyacetal used for roller guide provide a high rigidity, hardness and toughness and good chemical resistance to alkalis.

**SPROCKETS, IDLER MATERIALS**

**PA BLACK**

**GLASS FIBER REINFORCED POLYAMIDE (PA-FV)**

The reinforced polyamide with glass fiber is used for molded sprockets and idlers to offer a high strength and wear resistance.

**PA WHITE**

**POLYAMIDE (PA)**

The cast polyamide 6 is used for machined sprockets and idlers to offer a high strength and wear resistance.

**RETURN ROLLERS MATERIALS**

**PE-HD BLACK**

**HIGH-DENSITY POLYETHYLENE (PE-HD)**

**PE-HD GREEN**

The high-density polyethylene is used for return roller and it has a good abrasion resistance, impact strength and a low coefficient of friction.

**PA BLACK**

**POLYAMIDE (PA)**

**PA GREEN**

The impact polyamide resin is used for return roller to offer a high strength and wear resistance.



**MATERIALS AND CALCULATIONS - General index 7 3 5 1 0 a -**

**7 3 5 6 0 a** Steel chain materials

**7 3 5 7 8 a** Coefficient of friction of standard materials

**7 3 5 8 6 a** Chemical resistance of standard materials

**7 3 5 7 6 a** Storage of plastic chains and belts & RoHs

**7 3 5 8 0 a** Coefficient of friction - Measurement procedure

**7 3 5 8 8 a** Application temperatures

Chains & sprockets	Wear strips	Side guide brackets & accessories	Levelers	Engineering manual
Modular belts & sprockets	Chain & belt return systems	Frame & structure supports	Bearing supports	
Curves & tracks	Side guide solutions	Miscellaneous products	Equipment	



continue ►

**7 3 5 7 6 a STORAGE OF PLASTIC CHAINS AND BELTS AND RoHS MATERIALS**

**STORAGE OF PLASTIC CHAINS AND BELTS**

Plastic chains, belts and components offer best stability and resistance against environmental effects at appropriate storage:

- In the original packaging, and not exposed to the environment
- Without environmental radiation / UV light / direct sunlight
- Dry
- In a non-aggressive environment
- A consistent temperature between 10°C (50° F) and 40°C (104° F)

**FIRST IN, FIRST OUT**

- We have applied that procedure in our logistic department.
- We recommend this procedure to any external warehouse.

**Do not stack pallets or other heavy goods on top of chain packs. Chains inside the packs might get damaged. Do not stack chain packs higher than the original stacking height - as dispatched from our shipping department.**

**PRODUCT SHELF LIFE**

PRODUCT CLASS	TIME FROM MANUFACTURING DATA	REFURBISH (INSPECT, CLEAN, RELUBRICATE AND REPACKAGE)	DON'T USE
All solid steel and cast iron	5 years	5 years	10 years
Plastic: rubber and EPDM	3 years	Not Applicable	3 years
Plastic: UHMWPE	3 years	Not Applicable	3 years
Plastic belts and Chains	3 years	Not Applicable	3 years
Plastic idler and sprockets	3 years	Not Applicable	3 years
Bearings	3 years	3 years	6 years

**RoHS**

System Plast® CHAINS, BELTS AND COMPONENTS materials do meet the base requirements of this european directive. Therefore, the RoHS (Restriction of Hazardous Substances) directive of 2002/95/CE and subsequent modifications do not apply to our products.

**ATEX**

FOR ATEX APPLICATION, CONTACT OUR TECHNICAL SUPPORT.

**REACH**

Regal materials meet the requirements of this European regulation.



**MATERIALS AND CALCULATIONS - General index 7 3 5 1 0 a -**

continue ►

**7 3 5 6 0 a Steel chain materials**

**7 3 5 7 8 a Coefficient of friction of standard materials**

**7 3 5 8 6 a Chemical resistance of standard materials**

**7 3 5 7 3 a Nolu®-S parts**

**7 3 5 8 0 a Coefficient of friction - Measurement procedure**

**7 3 5 8 8 a Application temperatures**

Chains & sprockets	Wear strips	Side guide brackets & accessories	Levelers	Engineering manual
Modular belts & sprockets	Chain & belt return systems	Frame & structure supports	Bearing supports	
Curves & tracks	Side guide solutions	Miscellaneous products	Equipment	



◀ back

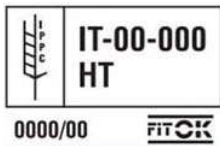
**7 3 5 7 7 a DISPOSAL OF PRODUCTS**

**DISPOSAL OF PLASTIC CHAINS AND BELTS**

The non-electric nor electronics waste (plastic, rubber and metals parts) are not considered special waste and must be disposed of in strict compliance with the local regulations regarding non-special waste.

**DISPOSAL OF MODSORT® MODULES**

The wood packaging material of Modsor<sup>®</sup> modules is fully recyclable and FITOK certified in accordance with the ISPM-15 regulation.




The electrical and electronic parts of Modsor<sup>®</sup> modules listed below are marked with the symbol



and classified as Waste of electric and electronic equipment (WEEE) in accordance with the European Directive 2012/19 / EU on WEEE.

- Control Card
- Divert Belt and Roller Top Belt's Motorized Drive Rollers (MDRs)
- Photo eyes
- Power Supply Unit

These WEEE must be disposed correctly at a suitable collection point according to the procedures in use in the country of disposal.



**MATERIALS AND CALCULATIONS - General index 7 3 5 1 0 a -**

◀ back

**7 3 5 6 0 a Steel chain materials**

**7 3 5 7 8 a Coefficient of friction of standard materials**

**7 3 5 8 6 a Chemical resistance of standard materials**

**7 3 5 7 3 a Nolu®-S parts**

**7 3 5 8 0 a Coefficient of friction - Measurement procedure**

**7 3 5 8 8 a Application temperatures**

Chains & sprockets	Wear strips	Side guide brackets & accessories	Levelers	Engineering manual
Modular belts & sprockets	Chain & belt return systems	Frame & structure supports	Bearing supports	
Curves & tracks	Side guide solutions	Miscellaneous products	Equipment	



## 7 3 5 7 8 a COEFFICIENTS OF FRICTION OF STANDARD MATERIALS

### MATERIALS

Below listed coefficients can be used as a guideline. Depending on environmental and application requirements, (temperatures, lubricant, material combinations, dirt/debris, product and chain/belt surfaces, etc.) the coefficients are subject to some variation. Values are generally conservative.

#### COEFFICIENT OF FRICTION BETWEEN CHAIN/BELT AND WEARSTRIP:

CHAIN/BELT MATERIAL	LUBRICATION	WEAR STRIP MATERIAL					
		STAINLESS STEEL	UHMWPE PA	NOLU®-S PARTS	WOOD	RETURN ROLLER	EXTRA WITH METAL STRIP
Stainless steel	Dry	N/A	0.35	0.32	0.35	0.10	not applicable
	Dry lube	0.39	0.26	0.23	N/A	0.08	
	Water&Soap	0.20	0.18	0.15	N/A	0.05	
Carbon steel	Dry lube or Oil lube	0.39	0.26	0.23	N/A	0.08	not applicable
LF - Acetal	Dry	0.24	0.20	0.18	0.23	0.10	0.19
	Dry lube	0.18	0.17	0.13	N/A	0.07	0.14
	Water&Soap	0.15	0.10	0.10	N/A	0.05	0.10
NG®evo conveyor components made from engineered plastic resin	Dry	0.20	0.16	0.13	0.17	0.10	0.14
	Dry lube	0.16	0.10	0.08	N/A	0.07	0.09
	Water&Soap	0.14	0.09	0.08	N/A	0.05	0.09
PP / CR	Dry	0.29	0.24	0.21	0.22	0.10	0.23
	Dry lube	0.22	0.18	0.16	N/A	0.07	0.17

Valid for ambient temperature 21°C (70° F)

#### COEFFICIENT OF FRICTION BETWEEN CHAIN/BELT AND PRODUCT:

CHAIN/BELT MATERIAL	LUBRICATION	PRODUCT MATERIAL					
		PAPER CARTON	METAL (STEEL)	ALUMINUM	PLASTICS INCL. PET	GLASS (RETURN)	NEW GLASS, CERAMICS
Stainless steel	Dry	0.40	0.50	0.35	0.30	0.47	0.35
	Dry lube	N/A	0.34	0.29	0.24	0.30	0.29
	Water&Soap	N/A	0.20	0.15	0.15	0.21	0.15
Carbon steel	Dry lube or Oil lube	N/A	0.34	0.29	0.24	0.30	0.29
Speed - Line	Dry	0.40	0.45	0.32	0.27	0.40	0.29
	Dry lube	N/A	0.29	0.26	0.22	0.25	0.23
	Water&Soap	N/A	0.15	0.14	0.13	0.18	0.13
LF - Acetal	Dry	0.28	0.25	0.25	0.21	0.24	0.20
	Dry lube	N/A	0.19	0.17	0.15	0.17	0.14
	Water&Soap	N/A	0.15	0.14	0.13	0.14	0.12
NG®evo conveyor components made from engineered plastic resin	Dry	0.20	0.18	0.15	0.13	0.14	0.12
	Dry lube	N/A	0.15	0.13	0.11	0.12	0.11
	Water&Soap	N/A	0.13	0.12	0.10	0.11	0.10
LBP	Dry	0.10	0.10	0.10	0.10	0.10	0.10
VG	Dry	0.60	0.73	0.50	0.50	0.50	0.50
PP / CR	Dry	0.40	0.30	0.32	0.28	0.29	0.26
	Dry lube	N/A	0.23	0.25	0.21	0.22	0.20

Valid for ambient temperature 21°C (70° F)

For iCOF® device.  
Go to product page:

5 7 0 8 0 a



### MATERIALS AND CALCULATIONS - General index 7 3 5 1 0 a -

7 3 5 8 0 a Coefficient of friction - Measurement procedure

7 3 5 7 3 a Nolu®-S parts

7 3 5 8 6 a Chemical resistance of standard materials

7 3 5 6 0 a Steel chain materials

7 3 5 7 6 a Storage of plastic chains and belts & RoHs

7 3 5 8 8 a Application temperatures



Chains & sprockets	Wear strips	Side guide brackets & accessories	Levelers	Engineering manual
Modular belts & sprockets	Chain & belt return systems	Frame & structure supports	Bearing supports	
Curves & tracks	Side guide solutions	Miscellaneous products	Equipment	



**7 3 5 8 0 a** **COEFFICIENT OF FRICTION - MEASUREMENT PROCEDURE**

**MATERIALS**

In this section, we will describe the measurement method for coefficient of friction (COF or  $\mu$ ) between belt/chain and product on a running conveyor.

The COF is defined as the ratio between the force necessary to move one surface horizontally over another and the pressure between the two surfaces. It can be measured by dividing the force required to push or pull an object by its weight. The pull and the product weight can be determined by measurement using a spring or force gauge. Please follow the below instructions, ensuring both conveyor and sample product are clean and clear of all debris:

**1- At first be sure to have:**

- a. Mechanical or digital spring gauge with suitable sensitivity and accuracy
- b. A spirit level gauge (in case of inclined conveyor)
- c. A suitable sample of product weight (bottles/cans etc.)
- d. Available space on the running conveyor where the COF measurement is required

**2- Measure the sample weight (W):**

- a. Use sample product with suitable weight. It is recommended to collect one or more products to get 1 kg of product weight.
- b. Measure the product weight using a scale or spring gauge
- c. Record the value when the scale is stabilized

**3- Measure the pull (F<sub>0</sub>):**

- a. Be sure that conveyor is running and the surface is level. Otherwise measure carefully the angle
- b. With the same sample as step 2.a), take measurements in the same location on the conveyor and at the same speed if possible
- c. Secure the gauge to a fixed point on the conveyor or hold the gauge by hand avoiding movements.  
If possible, steady your hand by resting it on conveyor frame or guide rail
- d. Ensure that the gauge is parallel to the conveyor
- e. Put the sample product on the conveyor, attach to spring gauge, and measure the horizontal pull (F<sub>0</sub>).
- f. Take the value when the measurement is stabilized
- g. Make three (03) measurements at the same conditions
- h. Make the average of the obtained three (03) values
- i. Repeat steps 2 and 3 for multiple different containers

**4- COF calculation:**

- a. Be sure that the average W and F<sub>0</sub> values are in the same measurement unit (g or kg or lb);
- b. Use the formula  $\mu = \frac{F_0}{W} = \frac{\text{measured pull}}{\text{measured weight}}$  to obtain the average value of COF; (4b)

Be aware that for some gauges it is required to compensate the reading with the plunger weight (P) (1) since it is used horizontally. Refer to page **7 3 5 8 1 a** for further details.

With the plunger weight compensation, the formula 4b) becomes:

$$\mu = \frac{(F_0 + P)}{W} = \frac{\text{measured pull} + \text{plunger weight}}{\text{measured weight}}$$

**If the conveyor is inclined with respect to the running direction, the angle  $\alpha$  is to be considered as following:**

- Measure the angle  $\alpha$  (usually from 2° to 5°);
- Use the formula  $\mu = \frac{(F_0 + P)}{W \cos \alpha} - \tan \alpha$  (Running direction downwards) (1).
- Use the formula  $\mu = \frac{(F_0 + P)}{W \cos \alpha} + \tan \alpha$  (Running direction upwards) (1).

Notes: (1) P=0 for spring gauges with adjustable preload. Refer to good measurement practice for further details.



**MATERIALS AND CALCULATIONS - General index 7 3 5 1 0 a -**

**7 3 5 7 8 a** Coefficient of friction of standard materials

**7 3 5 7 3 a** Nolu®-S parts

**7 3 5 8 6 a** Chemical resistance of standard materials

**7 3 5 6 0 a** Steel chain materials

**7 3 5 7 6 a** Storage of plastic chains and belts & RoHs

**7 3 5 8 8 a** Application temperatures



Chains & sprockets	Wear strips	Side guide brackets & accessories	Levelers	Engineering manual
Modular belts & sprockets	Chain & belt return systems	Frame & structure supports	Bearing supports	
Curves & tracks	Side guide solutions	Miscellaneous products	Equipment	



continue ►

**7 3 5 8 1 a** COEFFICIENT OF FRICTION - GOOD MEASUREMENT PRACTICE

**MATERIALS**

Here we describe good practices when measuring the COF within belt/chain in a running conveyor.

**SELECTION OF THE INSTRUMENT**

The higher the sensibility, the more accurate the measurement. 10 g divisions and +/- 10% (or ounces) is a good compromise for a rough estimation.

**A. Gauge with mechanical spring (0-10 kg)**

- i. Needs certain weight
- ii. Needs to compensate spring preload and "plunger"
- iii. Is more accurate / repeatable

There are spring gauges on the market with adjustable preload, in order to compensate the plunger. For those types of gauges, just adjust the reading scale to 0 when reading in horizontal position. Remember to reset the scale to 0 when reading values in vertical position (i.e. when weighting a bottle).

**B. Digital gauge (0-45 kg)**


- i. Needs lower weight
- ii. Don't always need to compensate for the "plunger"
- iii. Less accurate / repeatable

**REQUIRED ACTIVITIES AND CHECKS PRIOR TO MEASUREMENT**

**A. Gauge with mechanical spring: Plunger preload determination**

- i. Prior to the measurement ensure that also the spring dynamometer reads zero when in vertical working position. Tare if necessary.
- ii. Weight the dynamometer on a balance or using a second scale. Record the value. Weight reading of the total scale  $x = A$  plunger preload + B scale body [g]
- iii. Hang the dynamometer upside down. If the instrument's own weight is not enough to pull the plunger by at least 10% of his own full scale, hang some additional weight at the bottom. The additional weight should be deducted from the reading.
- iv. Weight reading of the scale upside-down  $y = B$  scale body - A plunger [g]. Read and store the value on the scale.

v. Plunger weight (spring preload) will be  $A = \frac{x - y}{2}$  RECORD THIS VALUE!



**Example:**

Gauge weights 140 g, upside-down reading is 36 g, the spring-preload is  $(140-36)/2 = 52$  g. For the horizontal reading, you will have to add this value to the displayed forc.



**MATERIALS AND CALCULATIONS - General index 7 3 5 1 0 a -**

continue ►

**7 3 5 7 8 a** Coefficient of friction of standard materials

**7 3 5 7 3 a** Nolu®-S parts

**7 3 5 8 6 a** Chemical resistance of standard materials


**7 3 5 6 0 a** Steel chain materials

**7 3 5 7 6 a** Storage of plastic chains and belts & RoHS

**7 3 5 8 8 a** Application temperatures



Chains & sprockets	Wear strips	Side guide brackets & accessories	Levelers	Engineering manual
Modular belts & sprockets	Chain & belt return systems	Frame & structure supports	Bearing supports	
Curves & tracks	Side guide solutions	Miscellaneous products	Equipment	



◀ back

**7 3 5 8 2 a** COEFFICIENT OF FRICTION - GOOD MEASUREMENT PRACTICE

**MATERIALS**

**B. Digital gauge: Plunger preload determination**

If your digital tool offers the possibility to switch it to horizontal, you don't need to calculate the plunger preload. In fact, in horizontal configuration, the cell automatically pre-sets to zero.

Some digital tools, on the contrary, do not allow to be switched to horizontal (they need a certain weight, given by the plunger when lying vertically to activate the cell). Under such condition proceed in plunger preload determination as per previous point.

Periodically check your instrument and compare the measurements with a second one. This is required to check any possible deviation of measurements due to loss of tare.

**Recommendations**

- A higher is the sample product weight, a lower is the error in the estimated value
  - If possible, we recommend using multiple containers to increase product weight
- Measure the product weight close to the ground so as to prevent any dropped bottles from breaking
- Take a stabilized measurement. Instrument gauge has a response time, so we recommend respecting this time to read an accurate value
- The more measurements that are taken and averaged, the more reliable the result will be.
- A smooth, clean surface allows an accurate COF measurement without the influence of wear
- Using the same sample(s) in all measurements will lead to a uniform and repeatable value
- Securing the gauge to a fixed point on the conveyor will remove human error from holding the spring gauge
- Ensure you hold the gauge and the plunger parallel to the conveyor, so as to achieve an accurate measurement



**MATERIALS AND CALCULATIONS - General index** 7 3 5 1 0 a -

◀ back

**7 3 5 7 8 a** Coefficient of friction of standard materials

**7 3 5 7 3 a** Nolu®-S parts

**7 3 5 8 6 a** Chemical resistance of standard materials

**7 3 5 6 0 a** Steel chain materials

**7 3 5 7 6 a** Storage of plastic chains and belts & RoHs

**7 3 5 8 8 a** Application temperatures

Chains & sprockets	Wear strips	Side guide brackets & accessories	Levelers	Engineering manual
Modular belts & sprockets	Chain & belt return systems	Frame & structure supports	Bearing supports	
Curves & tracks	Side guide solutions	Miscellaneous products	Equipment	

# 7 3 5 8 6 a CHEMICAL RESISTANCE OF STANDARD MATERIALS MATERIALS

Data shown in the table was taken from laboratory tests performed on unstrained samples and are merely indicative.

Chemical resistance under normal working conditions can depend on various factors, such as stress and temperature, concentration of the chemical agent and contact time. Conveyor rinsing can also be a huge factor, as a corrosive chemical that is allowed to dry and concentrate will be more problematic than one that is allowed contact for a short time and thoroughly rinsed away.



continue ►

**VALID FOR AMBIENT TEMPERATURE (21°C / 70°F)**

CHEMICAL AGENT	METALS								PLASTICS						RUBBERS											
	EXTRA		AISI 304		AISI 316		OT.NI		LF (POM)		NGE (PBT)		PP		PA		PE		EPDM		NBR		SEBS		VITON*	
	C%		C%		C%		C%		C%		C%		C%		C%		C%		C%		C%		C%		C%	
Acetic Acid	5	✓	20	✓	100	✓		○	5	✗	10	✓	40	✓	10	✗	10	✓	25	✓		✗	25	○	20	✗
Acetone		✓	25	✓		✓	✓			○		○		✓	100	✓		✓		✓		✗		○		✗
Acrylonitrile						✓									100	✓		✓		✓		✗		○		✗
Aluminium chloride				○	10	○								○	10	✓		✓		✓		✓	✓	✓	SA	✓
Aluminium sulphate					SA	✓								✓	10	✓	SA	✓		✓		✓	✓	✓	SA	✓
Amyl alcohol				✓		✓					✓		✓	10	✓				✓					✓		✓
Ammonia		✓	100	✓		✓		✗		✓		○	30	✓	10	✓		✓		○		○	○	○		○
Ammonium chloride				○		✓						10	✓	10	✓		✓		✓		✓	✓	✓	SA	✓	
Aniline		✓			✓	✓							✓	100	○	3	✓		✗		✗	✗	✗			✓
Barium chloride				○	SA	✓							✓	10	✓		✓		✓		✓	✓	✓	✓	✓	✓
Beer		✓		✓		✓		✓		✓			✓				✓		✓		✓	✓	✓	✓	✓	✓
Benzene		✓	70	○		✓			✓		✓		✓				○		✗				✗			✓
Benzoic acid			100	✓	SA	✓					✓	SA	✓	SA	○			✗		✓		✓	✗		✓	✓
Benzol				✓		✓		✓		✓			○	100	✓		✓		✗		✗	✗	✗			○
Boric acid		○	SA	✓		✓			✗	10	✓	SA	✓	10	✓	SA	✓		✓		✓	✓	✓	SA	✓	✓
Brine	10	✗		○		✓							○		○		✓		✓				○			✓
Butter				✓		✓		✓		✓			✓				✓		✓		✓	✓	○			✓
Butyl acetate						✓			✓		○	○	100	✓				○					○			✗
Butyl alcohol				✓					✓		✓		100	✓			✓		✓		○		✓			✓
Butyl glycole						✓			✓		✓		100	✓			✓		✓				✓			✓
Calcium chloride		✗		○		✓		✓	10	✓		✓	50	✓	10	✓	SA	✓		✓			✓	SA	✓	✓
Carbon sulphide				✓		✓			✓				✓	100	✓		○		✗		✗	✗	✗			✓
Carbon tetrachloride			10	✓				✓		✓		✗		✓					✗		✗					✓
Chlorine water		✗		✗		○			✗		✗	✗					✓		3	○			3	○		✓
Chloroform		○	10	✓		✓		✓		✗	✗	○	100	✗		✗	✗		✗		✗	✗	✗			✓
Chromic acid			25	✓	50	○			✗		○			1	○	50	○	50	○	✗		✗	50	✗	50	✓
Citric acid	10	✓		✓	SA	✓		✗		○	10	✓	10	✓	10	○	SA	✓		✓		✓	✓	SA	✓	✓
Cyclohexane						✓						✓		100	✓		✓		✗		✓		✗			✓
Cyclohexanol						✓						○		100	✓		✓		✗		✓		○			✓
Decalin						✓						○		✓				✗		○		○	✗			✗
Dioxane						✓			○		✓	○		✓		✓		○		○		✗	✗	✗		✓
Distilled water		✓	10	✓		✓		✓		✓		✓		✓		✓		✓		✓		✓	✓			✗
Ethyl acetate				○		✓			○		○		✓	100	✓		✓			✗				○		✓
Ethyl alcohol				✓					✓		✓	96	✓	96	✓	96	✓		○		○					✓
Ethyl chloride				✓				○	✓			✗	100	✓		○			○		○					✗
Ethyl ether						✓						✓		100	✓		○									✓
Ferric chloride				○		✓			○	10	✓		✓	10	✓		✓		✓		✓		✓	SA	✓	✓
Food fats		✓	100	✓		✓			✓		✓			✓		✓		○		○		○				✓
Food oils		✓		✓		✓			✓		✓			✓		✓		○		○		○				✓

\* Viton is believed to be the trademark and/or trade name of The Chemours Company FC, LLC and is not owned or controlled by Regal Beloit Corporation.

**ABBREVIATION**

- ✓ = good resistance
- = fairly good resistance depending on use conditions
- ✗ = insufficient resistance ( not recommended)
- C = concentration
- SA = saturated
- blank spaces = no tests performed

**All values are only applicable to temperatures below 21°C / 70°F.**



## MATERIALS AND CALCULATIONS - General index 7 3 5 1 0 a -

continue ►

7 3 5 6 0 a Steel chain materials

7 3 5 7 6 a Storage of plastic chains and belts & RoHs

7 3 5 8 0 a Coefficient of friction - Measurement procedure

7 3 5 7 3 a Nolu®-S parts

7 3 5 7 8 a Coefficient of friction of standard materials

7 3 5 8 8 a Application temperatures



Chains & sprockets	Wear strips	Side guide brackets & accessories	Levelers	Engineering manual
Modular belts & sprockets	Chain & belt return systems	Frame & structure supports	Bearing supports	
Curves & tracks	Side guide solutions	Miscellaneous products	Equipment	



**7 3 5 8 6 b** **CHEMICAL RESISTANCE OF STANDARD MATERIALS**  
**MATERIALS**

Data shown in the table was taken from laboratory tests performed on unstrained samples and are merely indicative.

Chemical resistance under normal working conditions can depend on various factors, such as stress and temperature, concentration of the chemical agent and contact time. Conveyor rinsing can also be a huge factor, as a corrosive chemical that is allowed to dry and concentrate will be more problematic than one that is allowed contact for a short time and thoroughly rinsed away.

◀ back continue ▶

**VALID FOR AMBIENT TEMPERATURE (21°C / 70°F)**


CHEMICAL AGENT	METALS				PLASTICS					RUBBERS											
	EXTRA	AISI 304	AISI 316	OT.NI	LF (POM)	NGE (PBT)	PP	PA	PE	EPDM	NBR	SEBS	VITON*								
	C%	C%	C%	C%	C%	C%	C%	C%	C%	C%	C%	C%	C%								
Formaldehyde		✓	✓	✓	✓	✓	✓	40	✓	30	✓	○	○	○	○	40	✗				
Formic acid	2	○	✗	100	✓	✓	10	✗	○	10	✗	85	✓	✓	✗	✓	○				
Freon 12			✓								✓	100	○		✓		✓				
Fresh water		✓	✓	✓			✓	✓	✓	✓	✓	✓	✓	✓	✓	✓	✓				
Fruit juice		✓	○	✓			✓	✓	✓	✓	✓	✓	✓	✓	✓	✓	✓				
Gasoline		✓	✓	✓	○		✓	○	○	✓	✓	○	✗	○	✗	✓	✓				
Glycerine		✓	✓	✓	○		✓	✓	✓	✓	✓	✓	✓	✓	✓	✓	✓				
Hydrochloric acid		✗	✗	✗	○	35	✗	20	○	30	✓	✗	35	✓	15	✓	15	✓	37	✓	
Hydrofluoric acid			✗	✗				5	○	40	✓	✗	70	✓		✗			48	✓	
Hydrogen peroxide	3	✓	✓	100	✓		30	✓	5	✓		✗	10	○	30	○	✗	30	✗	90	✓
Isopropyl alcohol				✓			✓	✓	✓	✓	✓	✓	✓	✓	✓	✓	✓	✓	✓	✓	✓
Lactic acid		○		✓	✗		✓	10	✓	20	✓	✓	✓	○	✓	○	✓	○	✓	✓	✓
Linseed oil			✓	✓			✓	✓	✓	✓	✓	✓	✓	○	✓	✓	✓	✗			✓
Magnesium chloride			○	✓				✓	✓	✓	✓	✓	✓	✓	✓	✓	✓	✓	SA		✓
Methyl acetate			○	✓			○	○	✓	✓	✓	✓	✓	○	✗	✗	✗	✗		✗	✓
Methyl alcohol			80	✓	✓	✓	✓	✓	✓	✓	✓	✓	✓	✓	○	✓	○	✓	○		✓
Methylene chloride		○	○	✓	✓		✗	✗	○	○	○	○	○	✗	✗	✗	✗	○		○	✓
Milk		✓	✓	✓	✓		✓	✓	✓	✓	✓	✓	✓	○	○	✓	✓	✓	✓	✓	✓
Mineral oil			✓	✓			✓	✓	✓	✓	✓	✓	✓	✗	✓	✓	✗	✓	✗		✓
Nitric acid	25	○	65	✓			✗			✓	✓	✗	○		10	✗			70	✓	
Nitrobenzene				✓				✓	✓	○	✓	✓	✓	✗	✗	○	○	○	○		✓
Oxalic acid			65	✓	✓			10	✓	✓	✓	○	○	○	○	○	○	○	○		✓
Paraffin				✓			✓	✓	✓	✓	✓	✓	✓	○	○	○	✗			✗	✓
Petroleum			✓	✓	✓		✓	✓	✓	✓	✓	✓	✗	✗	✓	✓	✗	✗	✗		✓
Petroleum ether			✓	✓	✓		✓	○	✓	✓	✓	✓	✓	✗	✗	✗	✗	✗			✓
Phenol			✓	✓	✓		○	✗	✓	✓	✓	✓	○	○	○	○	○	○			✓
Phosphoric acid	25	○	✗	✓	✓	✗	✗	✗	✓	✓	✓	✓	✓	✓	20	○	○	✓	85	✓	✓
Potassium bichromate				SA	✓			○	✓	○	SA	✓	✓	✓	○	○	○	SA		SA	✓
Potassium bromite				✓				✓	✓	✓	10	✓	✓	✓	✓	✓	✓	✓			✓
Potassium hydroxide		✓	50	✓	✓			✓	✗	✓	✓	✓	✓	✓	○	○	✓	✓			✓
Potassium permanganate			✓	✓	✓		10	○	✓	✓	✓	✗	✓	10	✓	✗	10	○	○		✓
Sea water		✗	✓	✓	✓		○	✓	✓	✓	✓	✓	✓	✓	✓	✓	✓	○	○		✓
Silicone oil				✓				✓	✓	✓	✓	✓	✓	✓	✓	✓	✓	✓			✓
Silver nitrate			○	✓					✓	✓	✓	✓	✓	○	○	○	○	○			✓
Sodium carbonate		✓	100	○	SA	✓	10	✓	10	✓	✓	✓	✓	✓	✓	✓	✓	✓	✓		✓
Sodium chloride		○	○	✓	✓			✓	10	✓	✓	✓	✓	✓	✓	✓	✓	✓	SA		✓
Sodium hydroxide	40	✓	✓	60	✓		✓	10	✗		✓	✓	✓	✓	○	○	✓	✓			✓
Sodium hypochlorite			✗	SA	○		✗	10	✓	✓	✓	✓	✓	10	✓	✗	10	○	5		✓
Sodium silicate			100	✓	✓					✓	✓	✓	✓	✓	✓	✓	✓	✓			✓

\* Viton is believed to be the trademark and/or trade name of The Chemours Company FC, LLC and is not owned or controlled by Regal Beloit Corporation.

**ABBREVIATION**

- ✓ = good resistance
- = fairly good resistance depending on use conditions
- ✗ = insufficient resistance ( not recommended)
- C = concentration
- SA = saturated
- blank spaces = no tests performed

**All values are only applicable to temperatures below 21°C / 70°F.**



**MATERIALS AND CALCULATIONS - General index** **7 3 5 1 0 a** -

◀ back continue ▶

**7 3 5 6 0 a** Steel chain materials

**7 3 5 7 6 a** Storage of plastic chains and belts & RoHs

**7 3 5 8 0 a** Coefficient of friction - Measurement procedure

**7 3 5 7 3 a** Nolu®-S parts

**7 3 5 7 8 a** Coefficient of friction of standard materials

**7 3 5 8 8 a** Application temperatures



Chains & sprockets	Wear strips	Side guide brackets & accessories	Levelers	Engineering manual
Modular belts & sprockets	Chain & belt return systems	Frame & structure supports	Bearing supports	
Curves & tracks	Side guide solutions	Miscellaneous products	Equipment	

# 7 3 5 8 6 c CHEMICAL RESISTANCE OF STANDARD MATERIALS MATERIALS

Data shown in the table was taken from laboratory tests performed on unstrained samples and are merely indicative.



Chemical resistance under normal working conditions can depend on various factors, such as stress and temperature, concentration of the chemical agent and contact time. Conveyor rinsing can also be a huge factor, as a corrosive chemical that is allowed to dry and concentrate will be more problematic than one that is allowed contact for a short time and thoroughly rinsed away.

◀ back

**VALID FOR AMBIENT TEMPERATURE (21°C / 70°F)**

CHEMICAL AGENT	METALS				PLASTICS					RUBBERS			
	EXTRA	AISI 304	AISI 316	OT.NI	LF (POM)	NGE (PBT)	PP	PA	PE	EPDM	NBR	SEBS	VITON*
	C%	C%	C%	C%	C%	C%	C%	C%	C%	C%	C%	C%	C%
Sodium sulphate		100 ✓	✓	✓				✓	SA ✓	○	✓	✓	✓
Soft drinks		✓	✓	✓	✓	✓	✓	✓	✓	✓	✓	✓	✓
Suds		✓	✓	✓		10 ✓	✓	✓	✓	✓	✓	✓	✓
Sulphuric acid	✗	✗	○	✓	✗	2 ✓	✓	✓	✗	80 ✓	50 ✓	✗	50 ○
Tartaric acid	✓	50 ✓	✓	✗	○	50 ✓	✓	✓	✓	○	✓	✓	95 ✓
Tetrahydrofuran			✓		○	✓	○	✓	○	✗	✗	✗	✗
Tetralin		✗	✓		✓	✓	✗	✓	✓	✗	✗	✗	✓
Tincture of iodine		○	✓	✗			✓	✓	✓	○	✗	○	✓
Toluol	✓		✓			✓	✓	✓	✓	✗	✗	✗	○
Transformer oil	✓		✓		✓	✓	○	✓	✓	✗	✓	✗	✓
Trichloroethylene		✗	100 ✓	✓	○	✗	○	○	○	✗	✗	✗	✓
Triethanolamin			✓			✓	✓	✓	✓	○	✗	○	✗
Turpentine	✓	✓	✓		✗	✓	✓		○	✗	✗	✗	✓
Vaseline			✓			✓		✓	○	✗	✓	✗	✓
Vegetable juice	✓	✓	✓		✓	✓	✓	✓	✓	✓	✓	✓	✓
Vegetable oils	✓	✓	✓		✓	✗	✓	✓	✓	○	✓	○	✓
Vinegar	✓	✓	100 ✓	✓	✓	10 ✓	✓	✓	✓	25 ✓	✓	○	25 ○
Water and soap	✓	✓	✓		✓	✓	✓	✓	✓	✓	✓	✓	✓
Whisky	✓	✓	✓	✓	✓	✓	✓	✓	✓	✓	✓	✓	✓
Wine	✓	✓	✓	✓	✓	✓	✓	✓	○	✓	✓	✓	✓
Xilol	✓	✓	✓	○	✗	✓	✗	✓	✓	✗	✗	✗	✓

\* Viton is believed to be the trademark and/or trade name of The Chemours Company FC, LLC and is not owned or controlled by Regal Beloit Corporation.

**ABBREVIATION**

- ✓ = good resistance
- = fairly good resistance depending on use conditions
- ✗ = insufficient resistance ( not recommended)
- C = concentration
- SA = saturated
- blank spaces = no tests performed

**All values are only applicable to temperatures below 21°C / 70°F.**



## MATERIALS AND CALCULATIONS - General index 7 3 5 1 0 a -

◀ back

7 3 5 6 0 a Steel chain materials

7 3 5 7 6 a Storage of plastic chains and belts & RoHs

7 3 5 8 0 a Coefficient of friction - Measurement procedure

7 3 5 7 3 a Nolu®-S parts

7 3 5 7 8 a Coefficient of friction of standard materials

7 3 5 8 8 a Application temperatures



Chains & sprockets	Wear strips	Side guide brackets & accessories	Levelers	Engineering manual
Modular belts & sprockets	Chain & belt return systems	Frame & structure supports	Bearing supports	
Curves & tracks	Side guide solutions	Miscellaneous products	Equipment	

## 7 3 5 8 8 a APPLICATION TEMPERATURES MATERIALS

For low and high temperature application please consult our Application Engineering department.

Be aware:

- If a chain, belt or other component is composed of several materials, all materials will have to be considered individually.
- Please note that the properties of a material change when the temperature changes
- In general, the impact resistance is reduced at low temperatures.
- The strength and wear resistance are reduced at elevated temperatures.
- High temperatures can also influence chemical resistance
- Some materials absorb moisture and expand/swell



MATERIAL	SYMBOL	USER FOR	MIN TEMP. °C	MAX. TEMP. °C		MIN TEMP. °F	MAX. TEMP. °F	
				DRY	WET		DRY	WET
Carbon steel	C45	Steel chains, roller chains	-70	180	not recommended	-95	350	not recommended
Ferritic stainless steel	Standard	Steel chains	-30	400	130	-20	750	265
Extra stainless steel	Extra	Steel chains	-30	400	130	-20	750	265
Extra plus stainless steel	Extra plus	Steel chains	-30	400	130	-20	750	265
Austenitic stainless steel	Austic	Steel chains, roller chains	-30	400	130	-20	750	265
Acetal resin	D,W	Plastic chains	-40	80	65	-40	175	150
Low friction acetal resin	LF (all colors)	Plastic chains and belts	-40	80	65	-40	175	150
Anti static acetal resin	AS	Plastic chains and belts	-40	80	not applicable	-40	175	not applicable
<b>NG®evo conveyor components made from engineered plastic resin</b>	<b>NG®evo</b>	Plastic chains and belts	-40	120	60	-40	250	140
Polypropylene	PP	Plastic chains and belts	5	104	104	41	220	220
Chemical resistant	CR	Plastic chains	5	104	104	41	220	220
Polyamide - PA High temperature resistance	HT	Plastic chains and belts	0	140	not applicable	30	285	not applicable
Polyphenylene sulfide Extra high temperature resistance	XT	Plastic chains and belts	-40	240	not applicable	-40	464	not applicable
Polyamide - PA Abrasion resistance	AR	Plastic chains	0	90	90	30	195	195
Thermoplastic rubber SEBS	TPR	VG chains and belts, gripper chains	-40	100	100	-40	210	210
NBR rubber	NBR	Gripper chains	-25	100	100	-15	210	210
EPDM rubber	EPDM	Gripper chains	-40	120	120	-40	250	250
EPDM-PP rubber	EPDM-PP	Gripper chains	-40	120	120	-40	250	250
Polyamide	PA	Sprockets, components	0	90	90	30	195	195
Polyamide reinforced	PA FV	Sprockets, bearing, components	0	90	90	30	195	195
Polypropylene	PP	Components	5	104	104	41	220	220
Polypropylene reinforced	PP FV	Bearing, components	5	104	104	41	220	220
Polyethylene	PE	Curves, components	-40	80	80	-40	175	175
Nolu®-S parts	Nolu®-S parts	Curves, components	-40	80	80	-40	175	175



### MATERIALS AND CALCULATIONS - General index 7 3 5 1 0 a -

**7 3 5 6 0 a** Steel chain materials

**7 3 5 7 6 a** Storage of plastic chains and belts & RoHs

**7 3 5 8 0 a** Coefficient of friction - Measurement procedure

**7 3 5 7 3 a** Nolu®-S parts

**7 3 5 7 8 a** Coefficient of friction of standard materials

**7 3 5 8 6 a** Chemical resistance of standard materials



Chains & sprockets	Wear strips	Side guide brackets & accessories	Levelers	Engineering manual
Modular belts & sprockets	Chain & belt return systems	Frame & structure supports	Bearing supports	
Curves & tracks	Side guide solutions	Miscellaneous products	Equipment	

**SYSTEM  
PLAST®**




continue ►

**7 3 7 0 0 a** NG® EVO CONVEYOR COMPONENTS MADE FROM ENGINEERED PLASTIC RESIN

**NG®  
evo**

## Plastic Chains & Modular Belts



**MATERIALS AND CALCULATIONS - General index** 7 3 5 1 0 a -

continue ►

Revision 001





Chains & sprockets	Wear strips	Side guide brackets & accessories	Levelers	Engineering manual
Modular belts & sprockets	Chain & belt return systems	Frame & structure supports	Bearing supports	
Curves & tracks	Side guide solutions	Miscellaneous products	Equipment	



**7 3 7 0 1 a NG® EVO CONVEYOR COMPONENTS MADE FROM ENGINEERED PLASTIC RESIN**



**WHAT PLASTIC MATERIALS ARE USED IN NEW GENERATION® CONVEYOR COMPONENTS?**

The System Plast® New Generation® family of chains and belts conveyor components are made of proprietary engineered resins designed to provide a sustainable advantage over “industry standard” materials. Their reduced coefficient of friction properties enable end users to reduce or eliminate their chain/belt lubrication thus providing a true “dry running” conveyor. Better sliding properties also result in reduced power consumption, increased wear life, reduced dust generation and the ability to run at higher speeds.

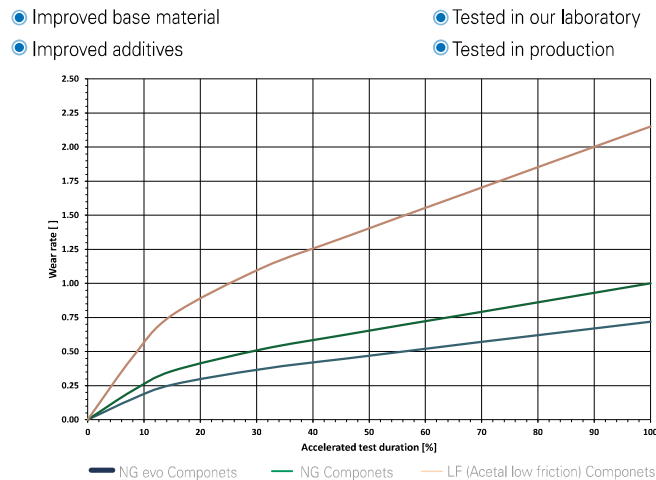
**SYSTEM PLAST PRODUCTS ARE LEADING THE WAY WITH INNOVATION!**

We introduced the New Generation® brand of conveyor components 20 years ago. It was soon recognized to offer new possibilities for running conveyors lines without lubrication. This enabled the reduction/elimination of soap & water or dry lubricants creating a safer work environment and cost savings. NG® conveyor components have also proven they provide longer wear life in comparison to acetal materials, and reduce noise levels in dry applications.

**Regal expertise with unique materials and in-house integrated tool development is critical for consistent control over design and manufacturing processes.**

**MATERIAL EVOLUTION TO MEET YOUR GOALS**

Understanding the growing demands on safety, hygiene, sustainability and TCO (total cost of ownership) - Regal challenged itself to improve the original formulation. This successful development created a new and improved resin used to make NG® Evolution conveyor components which helps to meet your goals. Your floors can be drier, bacteria growth can be reduced, energy and water consumption can be less and your TCO will be improved.




**IMPROVEMENTS OF NG® EVO COMPARED TO NG® CONVEYOR COMPONENTS**

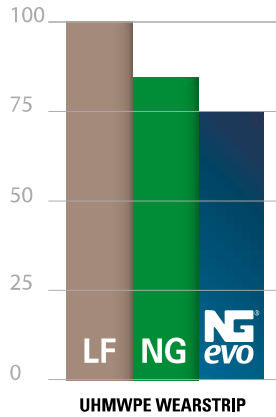
- Lower friction - Friction is reduced up to 15%.
- Higher strength - Up to 10%
- Higher abrasion resistance
- Approved for direct food contact according to EU and FDA regulations



Chains & sprockets	Wear strips	Side guide brackets & accessories	Levelers	Engineering manual
Modular belts & sprockets	Chain & belt return systems	Frame & structure supports	Bearing supports	
Curves & tracks	Side guide solutions	Miscellaneous products	Equipment	



**7 3 7 0 2 a NG® EVO CONVEYOR COMPONENTS MADE FROM ENGINEERED PLASTIC RESIN**



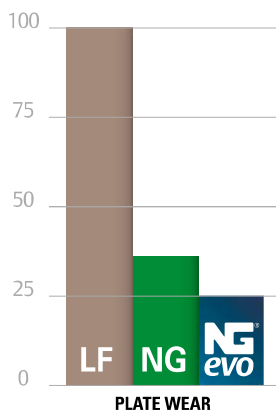
**LOWEST COEFFICIENT OF FRICTION BETWEEN CHAIN /BELT AND WEARSTRIP**

Coefficient of friction NG® evo conveyor components on UHMWPE wearstrip:

- 25% lower than LF acetal chain
- 15% lower than NG chain

Coefficient of friction values of 0,10 or even less are achievable in running dry applications

- Less power consumption
- Improved product stability
- Improved product flow
- Improved productivity



**HIGHEST PLATE WEAR RESISTANCE**

Plate wear in accelerated abrasion test after 5400 km run length

- 75% less wear than LF acetal chain
- 30% less wear than NG chain

Increased wear provides many advantages

- Less dust generation
- Reduced contamination
- Reduced cleaning requirements

**NG® EVO CONVEYOR COMPONENTS ARE APPROVED FOR DIRECT FOOD CONTACT ACCORDING TO EU AND FDA REGULATIONS**

**NOISE REDUCTION:**

With NG evo components the risk of noisy chains is greatly reduced compared to LF acetal chains. Squealing curves can be resolved and improve the work environment.

**HIGH PV (PRESSURE VELOCITY) LIMIT:**


With NG evo conveyor components, higher speeds and higher loads are achievable in dry running lines compared to LF Acetal chains. Additional speed and wear advantages can be also gained when used in combination with NOLU®-S or NOLU-SR curves.

**CHEMICAL RESISTANCE:**

NG evo conveyor components have a better chemical resistance than LF acetal materials, being compatible with most cleaning agents, especially in aseptic filling with the presence of H<sub>2</sub>O<sub>2</sub> (hydrogen peroxide). The material in NG evo components, unlike many other materials used in the same application, do not get attacked by this chemical.



Chains & sprockets	Wear strips	Side guide brackets & accessories	Levelers	Engineering manual
Modular belts & sprockets	Chain & belt return systems	Frame & structure supports	Bearing supports	
Curves & tracks	Side guide solutions	Miscellaneous products	Equipment	



◀ back continue ▶

**ENHANCED RUNNING DRY POSSIBILITIES WITH NG® EVO CONVEYOR COMPONENTS:**

Contact Regal for assistance to help you achieve this goal.

An overview of the process is shown below :

**STEP 1: GOAL TO RUN DRY**

- Save water / lubricant consumption
- Eliminate wet floors • safety
- Less bacteria growth • hygiene
- Reduce maintenance
- Reduce energy consumption

**STEP 2: DEFINE PROCESS PARAMETERS**

- Layout
- Production / hour • speeds
- Geometry bottle, can, etc.

**STEP 3: DEVELOP A ROBUST PROCESS**


- Analyze the data from the previous step
- Discuss requirements and conditions with OEM and End user
- Select the correct products

**STEP 4: IMPLEMENT DRY RUNNING**


- Advise during installation
- Train operators

**STEP 5: CONTROL AND IMPROVE PROCESS**

- Monitor, follow up and make changes if necessary
- Analyze the collected data



**RUNNING DRY**



◀ back continue ▶

Chains & sprockets	Wear strips	Side guide brackets & accessories	Levelers	Engineering manual
Modular belts & sprockets	Chain & belt return systems	Frame & structure supports	Bearing supports	
Curves & tracks	Side guide solutions	Miscellaneous products	Equipment	



**A SUCCESS STORY OF NG® CONVEYOR COMPONENTS**



◀ back



**DRY RUNNING SYSTEM PLAST® CONVEYOR COMPONENTS HELP HEINEKEN BREW A BETTER FUTURE WITH WATERLESS BOTTLING CONVEYORS IN ZOETERWOUE PLANT**

**THE TWO WATER FOOTPRINT NETWORK PARTNERS TEAM UP TO IMPROVE PLANT SAFETY AND SUSTAINABILITY BY REDUCING WATER USE, ENERGY CONSUMPTION, AND SOUND LEVELS AT ZOETERWOUE BREWERY.**

Zoeterwoude, Netherlands 2014 - Heineken\* N.V.'s global sustainability strategy, known as "Brewing a Better Future," produced a company-wide reduction of 20 percent in water use between 2008 and 2013. Playing a role in that improvement are System Plast NG® conveyor chain/belts and NOLU®-S wear track from System Plast S.r.l., a subsidiary of Regal Beloit Corporation (referred to from here on as "Regal"). The ultra-low-friction components, which are being deployed in phases at Heineken's Zoeterwoude brewery, eliminate the need for water and chemical-based lubrication on the filling lines - including those where abrasive particles from aluminum cans, party kegs and returnable glass bottles have been a problem in the past.

According to managers at the brewery, the dry running conveyor is producing a cascade of sustainability improvements with a cleaner, quieter, more energy-efficient and reliable plant. "We have experienced a wide variety of gains from the System Plast dry running conveyor," said Mr. Cok Duivenvoorden, Technical Line Manager at Zoeterwoude. "Specifically, we have improved plant safety and hygiene with dry equipment and floors. Maintenance is easier because of the cleanliness and better access where drip trays have been removed. We have reduced costs for water, lubricating chemicals and wastewater discharge. Dry operation is easier on conveyor bearings and frames, yet still reduces energy consumption because of the low-friction components. System Plast NG chain lasts up to five times longer than

low-friction acetal in some of our applications. And when installed to replace worn-out conveyor, the new chain pays for itself in as little as a year."

**A JOINT GOAL TO REDUCE WATER USE IN BEVERAGE PROCESSING**

One goal of Heineken's "Brewing a Better Future" sustainability program is to reduce water consumption by at least 25% by 2020, and both Heineken and Regal are pursuing dry conveying solutions as members of the Water Footprint Network. The network is a global organization of businesses, governmental agencies and environmental groups that promotes the transition to sustainable use of fresh water resources through increased awareness of how production and consumption of goods affect fresh water systems.



\*Heineken is believed to be a trademark and/or trade name of Heineken Brouwerijen B.V. and is not owned or controlled by Regal Beloit Corporation.

◀ back

Chains & sprockets	Wear strips	Side guide brackets & accessories	Levelers	Engineering manual
Modular belts & sprockets	Chain & belt return systems	Frame & structure supports	Bearing supports	
Curves & tracks	Side guide solutions	Miscellaneous products	Equipment	



**7 3 9 9 5 a APPLICATION CONSIDERATIONS**

The proper selection and application of power transmission products and components, including the related area of product safety, is the responsibility of the customer. Operating and performance requirements and potential associated issues will vary appreciably depending upon the use and application of such products and components. The scope of the technical and application information included in this publication is necessarily limited. Unusual operating environments and conditions, lubrication requirements, loading supports, and other factors can materially affect the application and operating results of the products and components and the customer should carefully review its requirements. Any technical advice or review furnished by Regal Beloit America, Inc. and its affiliates with respect to the use of products and components is given in good faith and without charge, and Regal assumes no obligation or liability for the advice given, or results obtained, all such advice and review being given and accepted at customer's risk.

For a copy of our Standard Terms and Conditions of Sale, Disclaimers of Warranty, Limitation of Liability and Remedy, please contact Customer Service.

These terms and conditions of sale, disclaimers and limitations of liability apply to any person who may buy, acquire or use a Regal Beloit America Inc. product referred to herein, including any person who buys from a licensed distributor of these branded products.

**INSPECTION AND MAINTENANCE 73010a**

**72110a CONSTRUCTION DETAILS**

**APPLICATIONS 72510a**

**73510a MATERIALS AND CALCULATIONS**





Chains & sprockets	Wear strips	Side guide brackets & accessories	Levelers	Engineering manual
Modular belts & sprockets	Chain & belt return systems	Frame & structure supports	Bearing supports	
Curves & tracks	Side guide solutions	Miscellaneous products	Equipment	

Item description	Page code	Item description	Page code	Item description	Page code	Item description	Page code
1400..D	11590a	820..WL	11050a	BKR-77W43P..	53535a	CL-RD8-PD..	51650a
1400..R	11590a	820..WML	11050b	BKR-77W43S..	53535a	CL-RD8-PF	51650a
1400V..R	11600a	820..WMS	11050b	BKR-84W31LP..	53525b	CON..	50600a
1700..D	11550a	820..WS	11050a	BKR-85W44P..	53545b	CON-H7816M-S	51690a
1700..DMS	11550a	821..D	11320b	BKR-87W31LP..	53525b	CON-H8716M-S	51700a
1700..RB	11560a	821..R	11320b	BKR-88W43P..	53535b	CRBFTRS..	56044a
1700..RC	11560a	821..W	11320b	BKR-93W43LP..	53535b	CRBFTRS..	56074a
1700..RM	11550a	821..WMS	11320b	BKZ-154-SS	53580a	CS..	56100a
1700..RMS	11550a	878..D	11270a	BPS-4020..	54040a	CSHOE..	50600a
1874..	11140a	878..RB	11270a	CAP-10M..	53605a	DS-25M52	54520a
1874..	11450a	878..RC	11270a	CAP-25M..	54530a	DS-30M52	54520a
2080..DM	30027a	880..DMS	11260a	CAP-30M..	54530a	DTS..	53600a
2080..DMS	30027a	880..DS	11260a	CAP7023-P-YT	56300b	F-100..	51090a
2120..	30160a	880..RMS	11260a	CAP7023-B30M..	56300b	F-26..	51090a
2120..DS-PK2	30160c	880..RS	11260a	CAP8437-P-YT	56300b	F-50..	51090a
2122..	30166a	880T..W	11260d	CAP-8437-B40M..	56300b	F-60..	51090a
2124..	30165a	880T..WMS	11260d	CAP-50M..	54530a	F-70..	51090a
2190..	30235a	881..DMS	11090a	CC-16..	53610a	F-90..	51090a
2250..	30395a	881..DS	11090a	CC-19-12MK-12MK	53620a	FT-HDL..	54560a
2251..	30550a	881..RMS	11090a	CC-20..	53620a	FT-LOCK..	54570a
2256..	30740a	881..RS	11090a	CC-25-12MK..	53620a	FT-MAG..	54570a
2256ST..	30740b	881T..W	11090b	CC-25-14M..	53615a	GRSHOE-S330	50600b
2260..	30715a	881T..WMS	11090b	CC-25-15M..	53615a	GNP..	56300a
2260..DS-PK2	30715b	882..DMS	11300a	CC-25-16M..	53615a	GP..	54540a
2351..	30760a	882..DS	11300a	CC-25-18M..	53615a	GRINGK..	11090d
2500..	30615a	882..RMS	11300a	CC-25-20M..	53615a	GRP.EPDM	11440b
2502..	30618a	882..RS	11300a	CC-42-12MK..	53620a	GRP.NBR	11440a
2508..	30640a	882T..W	11300b	CC-42-12MQ..	53630a	GRPK.NBR	11440a
2630..	30650a	BCK..	50600a	CC-52-R..	53650a	GRPN..NBR	11430a
500..	56300b	BEC-19	56044a	CC-52-S..	53645a	GRSHOE-S330	50600b
515..DMS	11130a	BEC-24	56074a	CJ..	54520a	HDL-117..	54560a
515..RMS	11130a	BEO-19	56044a	CL..	56090a	HDL-120..	54560a
600..RM	11580a	BEO-24	56074a	CL-1020S	52550a	HDL-94..	54560a
800..DMS	11120a	BK-47W44..	53545b	CL-1540S	52530a	HNG..	54550a
800..DMS-F	11120b	BK-49W31L	53525b	CL-6065X38	50600a	HUB110..	11270a
800..DMS-FSS	11120b	BK-50W43	53535b	CL-CON-P..	51600a	ICOF-CAN	57080a
800..RMS	11120a	BK-55W43L	53535b	CL-CON-P25..	51630a	ICOF-GLASS	57080a
800..WMS	11120b	BKE-85W22..	53555a	CL-CON-PD..	51610a	ICOF-PET	57080a
800..FSS	11120b	BKF-35W31L..	53555a	CL-CON-R	51820a	ICOF-SLIDER-CAN	57080a
815..D	11040a	BKF-61W38..	53560a	CL-D..	51660a	ICOF-SLIDER-GLASS	57080a
815..DMS	11040b	BKF-65W30L..	53555a	CL-H45S	52521a	ICOF-SLIDER-PET	57080a
815..DMS-F	11090d	BKF-66W31L..	53515a	CL-H5210..	52594a	IND-142B..	53635a
815..DS	11040a	BKF-66W31L..	53515b	CL-H7816M..	51690a	IND-350R..	53635a
815..FSS	11090d	BKF-79W30..	53555a	CL-H8716M..	51700a	MODFLEX...A90R	57035a
815..RMS	11040b	BKF-89W38..	53560a	CL-H9014M..	51680a	MODFLEX...A180R	57055a
8157..DMS	11100a	BKL..SS	53580a	CL-RD10-P..	51640a	MODFLEX...A90L	57040a
8157..DMS-F	11100b	BKR-67W44P..	53545b	CL-RD10-P258M	51650a	MODFLEX...A180L	57060a
8157..FSS	11100b	BKR-69W31LP..	53525a	CL-RD10-PD..	51650a	MODFLEX...A90R-TM	57045a
820..D	11200a	BKR-69W31LP..	53525b	CL-RD12-P..	51640a	MODFLEX...A180R-TM	57065a
820..DM	11200b	BKR-69W31LS..	53525a	CL-RD12-P258M	51650a	MODFLEX...A90L-TM	57050a
820..DMS	11200a	BKR-69W44P..	53545a	CL-RD12-PD..	51650a	MODFLEX...A180L-TM	57070a
820..DS	11200a	BKR-69W44S..	53545a	CL-RD14-P..	51640a	MODSORT-AI2..	57015a
820..RM	11200b	BKR-70W43P..	53535b	CL-RD14-P258M	51650a	MODSORT-MSGK...	57020a
820..RMS	11200b	BKR-72W43P..	53535a	CL-RD20-P..	51640a	MODSORT-MPES..	57020a
820..RS	11200b	BKR-72W43S..	53535a	CL-RD8-P..	51640a	MODSORT-MPEK	57020a
820..W	11050a	BKR-75W43LP..	53535b	CL-RD8-P258M	51650a	MODSORT-MPS...	57020a

### Legend

Codes ending with .. indicate a group of item descriptions all starting with the code listed. Example: 2122.. (all item descriptions starting with 2122).  
 Codes with .. in the middle indicate a group of item descriptions starting and ending with the codes listed. Example 2251..RS (all item descriptions starting with 2251 and ending with RS). **Information about item descriptions, printed in blue, is only available on our website: [www.SystemPlastSmartGuide.com](http://www.SystemPlastSmartGuide.com)**

Chains & sprockets	Wear strips	Side guide brackets & accessories	Levelers	Engineering manual
Modular belts & sprockets	Chain & belt return systems	Frame & structure supports	Bearing supports	
Curves & tracks	Side guide solutions	Miscellaneous products	Equipment	

Item description	Page code	Item description	Page code	Item description	Page code	Item description	Page code
KMD01..	50050a	KNF-50H56..	54600a	LF879TAB..	11230a	LFG2251FT-P.VG-3	30490c
KMD02..	50050a	KNF-53H45..	54600a	LF880..	11240a	LFG2251FT-PT.VG	30490d
KMD03..	50020a	KNF-80H51..	54600a	LF8800P..	11240b	LFG2251FT-PT.VG-2	30490d
KMD04..	50050a	KNM-20H13..	54610a	LF880M..	11220a	LFG2251FT-PT.VG-3	30490d
KMD05..	50030a	KNM-25H16..	54610a	LF880TAB..	11230a	LFG2251FT-PT.VGS	30495d
KMD06..	50020a	KNM-30H21..	54610a	LF882M..	11280a	LFG2251FT-PT.VGS-2	30495d
KMD07..	50020a	KNM-40H26..	54610a	LF882TAB..	11290a	LFG2251FT-PT.VGS-3	30495d
KMD08..	50020a	KNM-50H32..	54610a	LFB2080FT..	30025a	LFG2251FT-TAB..	30710a
KMD09..	50020a	KNM-50H40..	54600a	LFB2120FG..	30070a	LFG2251LBP..	30500a
KMD10..	50020a	LA100..	55585a	LFB2120FT..	30050a	LFG2252PT..	30481a
KMD11..	50030a	LA100..	55825a	LFB2250FG..	30360a	LFG2253FT..	30330a
KMD12..	50030a	LA100-SH..	55810a	LFB2250FT..	30325a	LFG2260FT-M..	30700a
KMD21..	50040a	LA110..	55600a	LFB2253FT..	30330a	LFG2351..	30745a
KMD22..	50040a	LA120E-02B..	55645a	LFB2253RT..	57015a	LFG2351..VG	30755a
KMD23..	50040a	LA123H-02B..	55645a	LFB2253RTC..	30398a	LFG2451TAB..	30750a
KMD24..	50080a	LA40..	55525a	LFB2256..	30730a	LFG2508FTS..	30620a
KMD25..	50080a	LA50..	55540a	LFB2256..VG	30735a	LFG2551..	30745a
KMD26..	50080a	LA60..	55555a	LFG1700	11530a	LFG2630FTS..	30645a
KMD27..	50080a	LA60-01..	55630a	LFG1702	11530a	LFG2651TAB..	30750a
KMD28..	50080a	LA60H-01..	55630a	LFG1710..	11540a	LFG-COMB2500..	30615a
KMD31..	50040a	LA60S-01..	55630a	LFG1710-CTAB..	11540a	LFM30..	55750a
KMD32..	50040a	LA80..	55570a	LFG2120FG..	30070a	LFM40..	55750a
KMD33..	50040a	LA80H..	55570a	LFG2120FT..	30050a	LFM50..	55750a
KMD37..	50040a	LA80S..	55780a	LFG2120FT-PT..	30060b	NGE1400V..TAB	11600a
KMD39..	50060a	LAF100SH-01..	55630a	LFG2120FT-PT.VG-2	30100d	LFW1400..	11590a
KMD40..	50060a	LAF123H..	55840a	LFG2120FT-PT.VG-3	30100d	LFW1400V..TAB	11600a
KMD41..	50060a	LAF123H-02B..	55660a	LFG2120FT-PT2..	30060b	LFW1431..	11590a
KMD42..	50060a	LAS100..	55615a	LFG2250FG..	30360a	LFW1700	11530a
KMD48..	50060a	LAS120..	55615a	LFG2260FG-M..	30700a	LFW1701-TAB	11530a
KMD52..	50060a	LAS80..	55615a	LFG2250FG-PT..	30360c	LFW1702	11530a
KMD61..	50050a	LAX100..	55810a	LFG2250FG-PT2..	30360c	LFW1710..	11540a
KMD62..	50050a	LAX102..	55795a	LFG2250FT..	30325a	LFW1710-CTAB..	11540a
KMD64..	50101a	LAX123..	55840a	LFG2250FT..VG	30370a	LFW600..	11570a
KMD66..	50101a	LAX123-02B..	55660a	LFG2250FT..VG-2	30370b	LFW600F	11580a
KMD68..	50070a	LB100	55735a	LFG2250FT..VG-3	30370b	LFW631 TAB	11580a
KMD71..	50070a	LB150	55735a	LFG2250FT..VGS	30380a	LMM120..	55720a
KMD78..	50070a	LB200	55735a	LFG2250FT..VGS-2	30380b	LMM80..	55720a
KMD82..	50070a	LB80	55735a	LFG2250FT..VGS-3	30380b	LMP125..	55705a
KMD84..	50101a	LF1700	11530a	LFG2250FT-K330	30310a	LMP80..	55705a
KMD85..	50101a	LF1701-TAB	11530a	LFG2250FT-PT..	30335b	LMPH123..	55735a
KMD86..	50101a	LF1702	11530a	LFG2250FT-PT..VG	30370d	LSHOE-S330	50600b
KMD87..	50101a	LF1843 SS TAB..	11470a	LFG2250FT-PT..VG-2	30370d	LSS100..	55675a
KMD88..	50101a	LF1843 TAB..	11470a	LFG2250FT-PT..VG-3	30370d	LSS125..	55675a
KMD90..	50091a	LF820..	11190a	LFG2250FT-PT2..	30335b	LSS50..	55675a
KMD91..	50091a	LF820P..	11190a	LFG2250FT-PT-K330	30310a	LSS75..	55675a
KMD92..	50091a	LF821..	11320a	LFG2250FT-TAB..	30710a	LSSC100..	55690a
KMD93..	50091a	LF8257..	11310a	LFG2251FT..	30440a	LSSC125..	55690a
KMD96..	50091a	LF828..	11210a	LFG2251FT..VG	30490a	LSSC75..	55690a
KMD97..	50101a	LF831..	11190a	LFG2251FT..VG-2	30490b	SNB2080..	30029a
KNF-30H21..	54610a	LF843..	11460a	LFG2251FT..VG-3	30490b	NB2120..	30175a
KNF-40H26..	54610a	LF845..	11460a	LFG2251FT..VGS	30495a	SNB2120..	30175a
KNF-50H32..	54610a	LF877TAB..	11230a	LFG2251FT..VGS-2	30495b	NGD1873TAB..VG	11420a
KNF-50H39..	54600a	LF878TAB..	11230a	LFG2251FT..VGS-3	30495b	NGE1400..	11590a
KNF-50H40..	54600a	LF879..	11240a	LFG2251FT-M..	30700a	NGE1431..	11590a
KNF-50H41..	54600a	LF8790P..	11240b	LFG2251FT-P.VG	30490c	NGE1700	11530a
		LF879M..	11220a	LFG2251FT-P.VG-2	30490c	NGE1701-TAB	11530a

### Legend

Codes ending with .. indicate a group of item descriptions all starting with the code listed. Example: 2122.. (all item descriptions starting with 2122).

Codes with .. in the middle indicate a group of item descriptions starting and ending with the codes listed. Example 2251..RS (all item descriptions starting with 2251 and ending with RS). **Information about item descriptions, printed in blue, is only available on our website: [www.SystemPlastSmartGuide.com](http://www.SystemPlastSmartGuide.com)**



Chains & sprockets	Wear strips	Side guide brackets & accessories	Levelers	Engineering manual
Modular belts & sprockets	Chain & belt return systems	Frame & structure supports	Bearing supports	
Curves & tracks	Side guide solutions	Miscellaneous products	Equipment	

Item description	Page code	Item description	Page code	Item description	Page code	Item description	Page code
NGE1702	11530a	NGE2250FG-P2..	30360b	NGE880..	11240a	R-60..83-PEG	51080a
NGE1863 TAB..	11490a	NGE2250FG-P-K330	30340a	NGE8800..	11240b	R-60..85-PEB-S	51110a
NGE1863SS TAB..	11490a	NGE2250FG-PT..	30360c	NGE8800P..	11240b	R-60..85-PEG	51080a
NGE1873SS TAB..	11470a	NGE2250FG-PT..T	30350a	NGE880M..	11220a	R-9B4..	52680a
NGE1873SS TAB..GS	11440b	NGE2250FG-PT2..	30360c	NGE880TAB..	11230a	RF-11B4..	52680a
NGE1873SS TAB..GS..	11440a	NGE2250FT..	30325a	NGE880TAB..VAC43X2	11235a	RF-17B6..	52680a
NGE1873SS TAB..VG	11420a	NGE2250FT-K330	30310a	NGE882LBP TAB..	11360a	RF-21B6..	52680a
NGE1873SS TAB..VG85QH8.5	11425a	NGE2250FT-P..	30335a	NGE882LBP..	11360a	RF-24B6..	52680a
NGE1873TAB..	11470a	NGE2250FT-P2..	30335a	NGE882M..	11280a	RF-40..86-PEG	51080a
NGE1873TAB..GS	11440b	NGE2250FT-PT..	30335b	NGE882M..VG	11400a	RF-41..B	51020a
NGE1873TAB..GS..	11440a	NGE2250FT-PT..T	30320a	NGE882TAB..	11290a	RF-41..G	51060a
NGE1873TAB..VG	11420a	NGE2250FT-PT2..	30335b	NGE882TAB..VG	11400a	RF-47..G	51030a
NGE2080FT..	30025a	NGE2250FT-PT-K330	30310a	NGE-S-K38..	11330a	RF-50..28-PEG	51040a
NGE2120FG..	30070a	NGE2250FT-PT-K330T	30320a	PAB-COMB2500..	30615a	RF-50..43-PEG	51050a
NGE2120FG-P..	30075a	NGE2250FT-TAB..	30710a	PC-125110..	53640a	RF-50..86-PEG	51080a
NGE2120FG-P2..	30075a	NGE2251FT..	30440a	PC-25..	53610a	RF-50..B	51030a
NGE2120FG-PT..	30075b	NGE2251FT-K330	30420a	PC-25T..	54530a	RF-60..43-PEG	51050a
NGE2120FG-PT2..	30075b	NGE2251FT-M..	30700a	PC-30T..	54530a	RF-60..86-PEG	51080a
NGE2120FT..	30030a	NGE2251FT-PT..	30450b	PC-9075..	53635a	RF-60..G	51030a
NGE2120FT..	30050a	NGE2251FT-PT..T	30430a	PC-KIT	53640a	RG-105H..	52570a
NGE2120FT..GB	30120a	NGE2251FT-PT..TL	30430a	PC-KIT-0M	53605a	RG-105H49..3000A	52572a
NGE2120FT..GB-2	30120b	NGE2251FT-PT-K330	30420a	PC-KIT-19M	53605a	RG-105H49..3000S	52571a
NGE2120FT..GB-3	30120b	NGE2251FT-TAB..	30710a	PCO-H7816M-B	51690a	RG-105H49..348	52590a
NGE2120FT..VG50	30100a	NGE2251LBP..	30500a	PCO-H8716M-B	51700a	RG-105H52..3000S	52594a
NGE2120FT..VG50-2	30100b	NGE2251LBP-P..	30500b	PCO-H9014M-G	51680a	RG-105H81..3000A	52572a
NGE2120FT..VG50-3	30100b	NGE2252FT..	30445a	P-D..	51830a	RG-105H81..3000S	52571a
NGE2120FT..VGS50	30105a	NGE2252FT..	30420a	PE..	51830a	RG-165..	52520a
NGE2120FT-P..	30060a	NGE2252FT-PT..	30420a	PEN-H7816M-B	51690a	RG-210H50..	52570a
NGE2120FT-P..VG50	30100c	NGE2253FT..VAC43	30398n	PEN-H8716M-B	51700a	RG-210H50..3000A	52572a
NGE2120FT-P2..	30060a	NGE2260FT-M..	30700a	PEN-H9014M-G	51680a	RG-210H50..3000S	52571a
NGE2120FT-PT..	30030b	NGE600..	11570a	PF..	51830a	RG-240..	52521a
NGE2120FT-PT..	30060b	NGE820..	11190a	PG..	51830a	RG-240H45..3000S	52530a
NGE2120FT-PT..T	30045a	NGE820P..	11190a	PK-D12M110	51830a	RG-86H..	52570a
NGE2120FT-PT..VG50	30100d	NGE821..	11320a	PM10..	51830a	RG-86H49..3000A	52572a
NGE2120FT-PT2..	30060b	NGE821..VG	11410a	PMB..	54530a	RG-86H49..3000S	52571a
NGE2120LBP..	30110a	NGE821LBP..	11370a	PP1873SS TAB..GS..	11440b	RG-86H49..348	52590a
NGE2120M..	30720a	NGE8257..	11310a	PPW2502DT..	30617a	RG-86H81..3000A	52572a
NGE2121FT..	30030a	NGE8257..VG	11410a	PP878TAB..GS..	11430b	RG-86H81..3000S	52571a
NGE2121FT..	30055a	NGE8257LBP..	11370a	PPG2500RR..	30610a	RG-86H81..3000S	52571a
NGE2121FT-PT..	30030b	NGE828..	11210a	R-26..B	51020a	RG..	52550a
NGE2122FG..	30073a	NGE831..	11190a	R-26..G	51060a	RGC18-86H49..	52592a
NGE2124FT..	30030a	NGE831..VG	11380a	R-40..83-PEB-S	51110a	RGC20-105H49..	52592a
NGE2124FT..VG	30090a	NGE831LBP..	11340a	R-40..83-PEG	51080a	RGC32-86H49..	52593a
NGE2124FT-PT..	30030b	NGE863..	11460a	R-40..85-PEG	51080a	RGC33-105H49..	52593a
NGE2124FT-PT..VG	30090a	NGE877TAB..	11230a	R-41..B	51020a	RH-45..	54620a
NGE2190FG..	30230a	NGE878LBP..	11350a	R-41..G	51060a	RH-65..	54620a
NGE2190FG..	30220a	NGE878TAB..	11230a	R-49..G	51040a	RH-80..	54620a
NGE2190FG-PT..	30220a	NGE878TAB..GS..	11430b	R-50..27-PEG	51040a	RPAD10004	55810a
NGE2190FT..	30210a	NGE878TAB..GS..	11430a	R-50..41-PEG	51050a	RPAD10108	55600a
NGE2190FT..	30200a	NGE878TAB..VG	11390a	R-50..43-PEG	51050a	RPAD11207	55615a
NGE2190FT-PT..	30200a	NGE879..	11240a	R-50..83-PEB-S	51110a	RPAD11207	55645a
NGE2190FT-PT..T	30215a	NGE879LBP TAB..	11350a	R-50..83-PEG	51080a	RPAD12208	55660a
NGE2250FG..	30360a	NGE879M..	11220a	R-50..85-PEB-S	51110a	RPAD12208	55645a
NGE2250FG-K330	30340a	NGE879M..VG	11380a	R-50..85-PEG	51080a	RPAD12208	55840a
NGE2260FG-M..	30700a	NGE879TAB..	11230a	R-60..41-PEG	51050a	RPAD12506	55705a
NGE2250FG-P..	30360b	NGE879TAB..VG	11390a	R-60..83-PEB-S	51110a	RPAD12506	55720a

### Legend

Codes ending with .. indicate a group of item descriptions all starting with the code listed. Example: 2122.. (all item descriptions starting with 2122).

Codes with .. in the middle indicate a group of item descriptions starting and ending with the codes listed. Example 2251..RS (all item descriptions starting with 2251 and ending with RS). **Information about item descriptions, printed in blue, is only available on our website: [www.SystemPlastSmartGuide.com](http://www.SystemPlastSmartGuide.com)**

Chains & sprockets	Wear strips	Side guide brackets & accessories	Levelers	Engineering manual
Modular belts & sprockets	Chain & belt return systems	Frame & structure supports	Bearing supports	
Curves & tracks	Side guide solutions	Miscellaneous products	Equipment	

Item description	Page code	Item description	Page code	Item description	Page code	Item description	Page code
RPAD3206	55525a	SP-10944T15	53545a	TCHD-R150-R150-S	54080a	TTM87..	50101a
RPAD4206	55540a	SP-11253T15	53545a	TC-R150-S	54080a	TTM90..	50091a
RPAD5207	55630a	SP-7550..	53515a	TEE..	54080a	TTM91..	50091a
RPAD5306	55555a	SP-R36T..	53535a	TEE-3815-BM10	54080a	TTM92..	50091a
RPAD7207	55615a	SPSL815..	11020a	TEE-4415-BM10	54080a	TTM93..	50091a
RPAD7207	55570a	SPSL881MO..	11060a	TEE-4815-BM10	54080a	TTM96..	50091a
RPAD8006	55705a	SPT-10..	51160a	TE-R..	55765a	TTM97..	50101a
RPAD8006	55720a	SPT-11L..	51130a	TE-S..	55765a	TTMK..	50565a
RPAD9308	55585a	SPT-15..	51150a	TME..	52670a	TUBE-R10S-6000	53605a
RPAD9308	55795a	SPT-16..	51160a	TME-K..	52671a	TWP-S4030..	55765c
RPAD9308	55615a	SPT-2..	51130a	TOP-20P	53585a	UC..	56300a
RPAD9308	55825a	SPT-4..	51130a	TOP-23P..	53585a	UCFB..	56140a
RR-47..83-PEB-S	51110a	SPT-4..	51160a	TOP-23S..	53585a	UCFG..	56080a
RR-47..83-PEG	51080a	SPT-84..	51120a	TOP-24P..	53585a	UCFH..	56020a
RR-47..85-PEB-S	51110a	SPT-84..	51160a	TOP-24S..	53585a	UCFH..	56030a
RR-47..85-PEG	51080a	SQL..	56130a	TOP-25S..	53585a	UCFH..	56042a
RR-57..27-PEG	51040a	SR800..	11120a	TOP-40P..	53585a	UCFH..ME..	56040a
RR-57..41-PEG	51050a	SS802..	11120a	TOP-40S..	53585a	UCFHXX..	56042a
RR-57..43-PEG	51050a	SS812..	11030a	TOP-60S..	53585a	UCFL..	56020a
RR-57..83-PEB-S	51110a	SS881M..	11060a	TOP-90S..	53585a	UCFL..ME..	56040a
RR-57..83-PEG	51080a	SS881MO..	11060a	TTM01..	50050a	UFLX..	56020a
RR-57..85-PEB-S	51110a	SSA805..	11120a	TTM02..	50050a	UFLQ..	56072a
RR-57..85-PEG	51080a	SSA815..	11030b	TTM03..	50020a	UFLZ..ME..	56040a
RR-67..41-PEG	51050a	SSA8810..	11080a	TTM04..	50050a	VG-009M-01	51630a
RR-67..83-PEB-S	51110a	SSA8810TAB..	11070a	TTM05..	50030a	VG-011..	51620a
RR-67..83-PEG	51080a	SSE515..	11130a	TTM06..	50020a	VG-012-01	51620a
RR-67..85-PEB-S	51110a	SSE805..	11120a	TTM07..	50020a	VG-013..	51620a
RR-67..85-PEG	51080a	SSE805..VG	11180a	TTM08..	50020a	VG-016-02	51630a
RRF-40..86-PEG	51080a	SSE815..	11030a	TTM09..	50020a	VG-018M..	51630a
RRF-50..86-PEG	51080a	SSE8157..	11100a	TTM10..	50020a	VG-022-01	51630a
RRF-57..28-PEG	51040a	SSE8157..VG	11180a	TTM11..	50030a	VG-113SM-08G	51820a
RRF-57..43-PEG	51050a	SSE8157TAB..VG	11180a	TTM12..	50030a	VG-1568M..	52611a
RRF-60..86-PEG	51080a	SSE8810..	11080a	TTM21..	50040a	VG-213..	53565a
RRF-67..43-PEG	51050a	SSE881..VG	11170a	TTM22..	50040a	VG-213R-TOP..	53590a
RSHOE-S330	50600b	SSE881M..	11060a	TTM23..	50040a	VG-222JO..	51810a
S800..	11030b	SSE881MO..	11060a	TTM31..	50040a	VG-223R..	53565a
S815..	11030b	SSE881MO..	11160a	TTM32..	50040a	VG-223R-TOP..	53590a
SCREW21M5-SS	30615a	SSE8810..	11080a	TTM33..	50040a	VG-245..	53575a
SF-CD1..	54540a	SSE8810TAB..	11070a	TTM37	50040a	VG-253..	53570a
SF-SPS..	54540a	SS8810TAB..	11070a	TTM39..	50060a	VG-254..	53570a
SHOE-15L105..	51150a	SSE881RTAB..	11070a	TTM40..	50060a	VG-3050..	54020a
SHOE-48..	52611a	SSE881TAB..VG	11170a	TTM41..	50060a	VG-3051..	54050a
SHOE-49L26	52592a	SSE8857M..	11110a	TTM42..	50060a	VG-3052..	54050a
SHOE-49L42	52593a	SSE8857M..VG	11160a	TTM48..	50060a	VG-3055..	54050a
SHOE-53L102..	51150a	SSE8857TAB..	11110a	TTM52..	50060a	VG-3070..	54060a
SHOE-84L244..	51170a	SSEL815..	11020a	TTM61..	50050a	VG-3080..	54060a
SHOE-84L68..	51160a	SSEL815..	11030a	TTM62..	50050a	VG-3087..	54060a
SHOE-85L244..	51170a	SSEL881MO..	11060a	TTM64..	50101a	VG-3110..	54070a
SHOE-88L244..	51170a	SSER814..VG	11150a	TTM66..	50101a	VG-3115..	54070a
SHOE-89L152..	51170a	SSER815..VG	11150a	TTM68..	50070a	VG-60..	53615a
SHOE-94..	52611a	SSER815TAB..VG	11150a	TTM71..	50070a	VG-619..	53610a
SK38..DMS	11330a	SSL812..	11030a	TTM78..	50070a	VG-620..	53615a
SK38..RMS	11330a	SSL881MO..	11060a	TTM82..	50070a	VG-632..	54560a
SMB-60..	53625a	SSSR815..	11030a	TTM84..	50101a	VG-633..	54550a
SP-10049..	53535a	TC-20..	53610a	TTM85..	50101a	VG-634..	54550a
		TC-60..	53625a	TTM86..	50101a	VG-641T..	53590a

**Legend**

Codes ending with .. indicate a group of item descriptions all starting with the code listed. Example: 2122.. (all item descriptions starting with 2122).

Codes with .. in the middle indicate a group of item descriptions starting and ending with the codes listed. Example 2251..RS (all item descriptions starting with 2251 and ending with RS). **Information about item descriptions, printed in blue, is only available on our website: [www.SystemPlastSmartGuide.com](http://www.SystemPlastSmartGuide.com)**

Chains & sprockets	Wear strips	Side guide brackets & accessories	Levelers	Engineering manual
Modular belts & sprockets	Chain & belt return systems	Frame & structure supports	Bearing supports	
Curves & tracks	Side guide solutions	Miscellaneous products	Equipment	

Item description	Page code	Item description	Page code	Item description	Page code	Item description	Page code
VG-686A-1.25-3M	52611a	VG-JSL075-125..	50530a	VG-Q-75-40..	53595a		
VG-687-1.4-3M	52612a	VG-JSL075-188..	50530b	VG-QSC..	53595a		
VG-687-3.3-3M	52612a	VG-L20M..	50520a	VG-QT-01	53595a		
VG-687FLEX-1.4-3M	52610a	VG-LGSF..	51520a	VG-S1020M..	51660b		
VG-687H-1.4-3M	52611a	VG-LGSR..	51520a	VG-S1040M..	50560a		
VG-687H-3.3-3M	52611a	VG-LGST..	51520b	VG-S330M..	50580a		
VG-687LDB-M8	52612a	VG-LSSF..	51520a	VG-S4-330M..	50580a		
VG-687NP-1.4M	52612a	VG-LSSM..	51520a	VG-S4P330C..	50580b		
VG-687SP	52611a	VG-LSSMT..	51520c	VG-S4-S3020..	50550a		
VG-688-1.4-3M	52614a	VG-LSSR..	51520a	VG-S640M..	50560a		
VG-688-3.3-3M	52614a	VG-LSST..	51520b	VG-S840M..	50560a		
VG-688FLEX-1.4-3M	52610a	VG-LSST..	51520a	VG-SC..	54630a		
VG-688H-1.4-3M	52613a	VG-LSST..	51520c	VG-SCL..	54630a		
VG-688H-3.3-3M	52613a	VG-LSSWF..	51520a	VG-SD..	51660a		
VG-750-10	50550b	VG-LSSWF..	51520b	VG-SP1040M..	50560a		
VG-A2520..	51740b	VG-MBG-50-NS-10	50570a	VG-SP330C..	50580b		
VG-A330M..	50580a	VG-NG110..	51720a	VG-SP640M..	50560a		
VG-A600A..	51740a	VG-NG125..	51720a	VG-SP840M..	50560a		
VG-A840..	52650a	VG-NG47..	51720a	VG-SSF-HT-10	51520a		
VG-ABG..	51730a	VG-NG49..	51720a	VG-SSMT..	51520c		
VG-AP330C..	50580b	VG-NG50..	51720a	VG-SSTS..	51520b		
VG-BP..	54030a	VG-NG81..	51720a	VG-T425M..	50550b		
VG-BPT..	54030b	VG-NG91..	51720a	VG-TP..	54030a		
VG-BPV..	54030b	VG-P1040M..	50560a	VG-U3041..	50550a		
VG-BWS-125-10	50570a	VG-P105..	50650a	VG-U3042..	50550a		
VG-DB83M-B-10	51710a	VG-P10MRD..	51710a	VG-U3043..	50550a		
VG-F203M..	50550b	VG-P12MRD..	51710a	VG-U4045..	50550a		
VG-F205M..	50550b	VG-P14BC..	50650a	VG-J23..	50520a		
VG-F205M..	51120a	VG-P14HD..	50650b	VG-Z18M..	50520a		
VG-F206M..	51120a	VG-P18BC..	50650a	VG-Z20M..	50520a		
VG-F253M..	50550b	VG-P18CC-100	50530a	VG-Z20WM..	50520a		
VG-F303M..	50550b	VG-P18HD..	50650b	VG-Z21..	50520a		
VG-F403..	50550a	VG-P2520..	51740b	VT1701T..	50170a		
VG-F403M..	50550b	VG-P316BC..	50650a	VT1710CT..	50170a		
VG-F503M..	50550b	VG-P316HD..	50650b	VT1713CT..	50180a		
VG-F603M..	50550b	VG-P330C..	50580a	VT1873T..	50160a		
VG-F703M..	50550b	VG-P330CW..	50610a	VT880B..	50130a		
VG-G1020M..	51660b	VG-P330M..	50560a	VT880T..	50110a		
VG-GD..	51660a	VG-P516BC..	50650b	VT882..	50140a		
VG-H7816M..	51690a	VG-P640M..	50560a	VT882B..	50150a		
VG-H14022M..	51703a	VG-P650M..	50560a	VTC880..	50120a		
VG-H8716M..	51700a	VG-P680M..	50560a	VTR880B..	50130a		
VG-H9014M..	51680a	VG-P7GABC..	50650a	VTR882B..	50150a		
VG-J100-125T..	50530a	VG-P7GAHD..	50650b	W1700	11530a		
VG-J100-188..	50530b	VG-P813..	51740a				
VG-J21M..	50520a	VG-P816..	51740a				
VG-J23M..	50520a	VG-P822..	51740a				
VG-JEL-078..	50530a	VG-P834..	51740a				
VG-JL19M..	50520a	VG-P840DBM..	51710a				
VG-JS100-125..	50530a	VG-P840M..	50560a				
VG-JS100-188..	50530b	VG-P8MRD..	51710a				
VG-JS150-125..	50530a	VG-PBG5..	51730a				
VG-JS150-18..	50530b	VG-PBG7..	51730a				
VG-JS200-125..	50530a	VG-PD..	51660b				
VG-JS200-188..	50530b	VG-PM10BC..	50650b				
VG-JS3-075-125..	50530a	VG-PM4BC..	50650a				

### Legend

Codes ending with .. indicate a group of item descriptions all starting with the code listed. Example: 2122.. (all item descriptions starting with 2122).  
 Codes with .. in the middle indicate a group of item descriptions starting and ending with the codes listed. Example 2251..RS (all item descriptions starting with 2251 and ending with RS). **Information about item descriptions, printed in blue, is only available on our website: [www.SystemPlastSmartGuide.com](http://www.SystemPlastSmartGuide.com)**